








Landmarks – Book 108

Look at the map. Identify and count the different types of landmarks.

Type	Number	Names of landmark
Parks		
Underground stations		
River		
Famous streets		
Bridges		
Museums and galleries		
Famous monuments		

A sightseeing tour – p109

1. Listen to the guide. Identify the places you can see on the bus tour.
2. Number them in the correct order.
3. Listen again and take notes.









	
	
	
	
	
	
	

3. Write sentences to describe two places of your choice.

A sightseeing tour – Transcript

Good morning ladies and gentlemen. Welcome to our fabulous London tour!

We have 7 wonderful places to discover. Let's get started!

	One: This is Westminster. You can see Big Ben and the Houses of Parliament...it's a very long building next to the River Thames.
	Two: Look on your left, this is Buckingham Palace. It's the Queen's house.
	Three: Look on your right now. This is St James's park. You can have a nice picnic but you can't play football of course.
	Four: We're arriving at Trafalgar Square. Pay attention to Nelson's column. How many lions can you see? Yes, four! That's right!
	Five: Next, look in front of you: this is St Paul's Cathedral! How magnificent! It's all white!
	Six: Now look on your right. The monument with the big chimney is the Tate Modern: it's a museum of modern art.
	Seven: Our last step is the Tower of London: you can see the Crown Jewels!!
	And finally next to The Tower of London, there is Tower Bridge. It's a blue bridge; it can open... It's a very famous bridge!