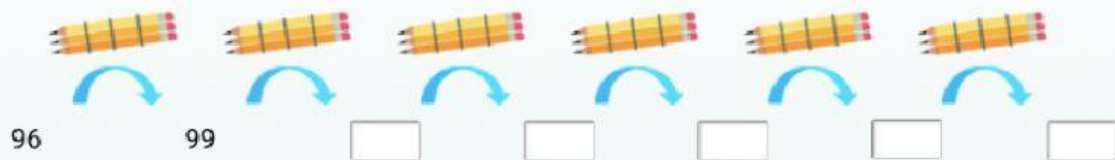


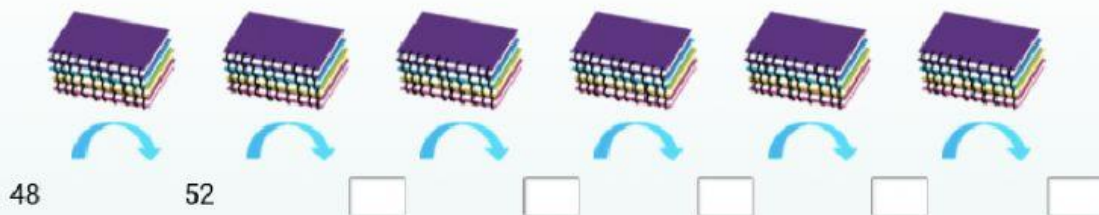


## Evaluación Unidad 1, lección 1 y 2

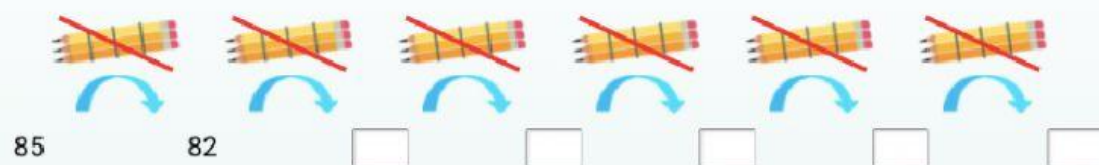
01 Completa el siguiente conteo de 3 en 3.



02 Completa el siguiente conteo de 4 en 4.



03 Completa el siguiente conteo de 3 en 3.

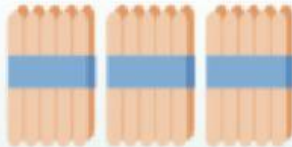
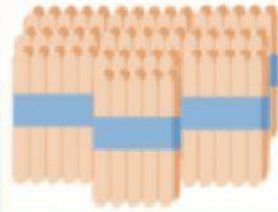
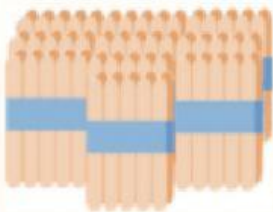
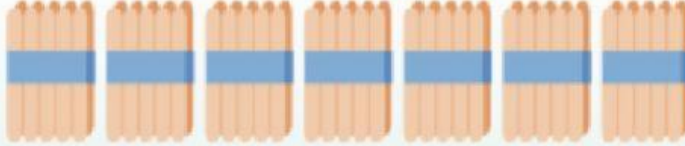
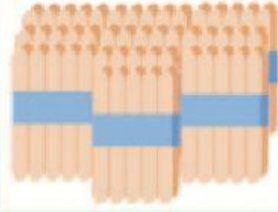
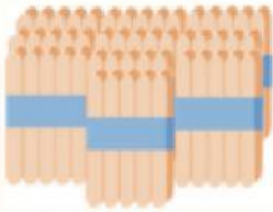


- 04 Cuenta los bloques de base 10 para hacer el conteo de 100 en 100.

A visual representation of base 10 blocks. There are six blue 100-blocks arranged in a row. Below the first block is the number 96, and below the second block is the number 106. Below each of the remaining four blocks is an empty white box. Blue curved arrows point from the bottom of each 100-block to the box immediately to its right, indicating a sequence of counting by 100.

- 05 Escribe el número que está representado por los palos de helado.

An exercise using ice sticks to represent numbers. At the top center is an empty yellow rounded rectangle. Below it are three light blue rectangular boxes. The first box on the left contains three bundles of ten orange sticks each, with a blue band around each bundle. The second box contains two bundles of ten orange sticks each, with a blue band around each bundle. The third box contains one bundle of ten orange sticks, with a blue band around it. Below these are three more light blue rectangular boxes. The first box contains two bundles of ten orange sticks each, with a blue band around each bundle. The second box contains one bundle of ten orange sticks, with a blue band around it. The third box contains five individual orange sticks.



06

Observa la representación y completa con la cantidad de elementos:



centenas y

decenas y

unidades



Hay

globos.



centenas y

decenas y

unidades



Hay

lápices.



centenas y

decenas y

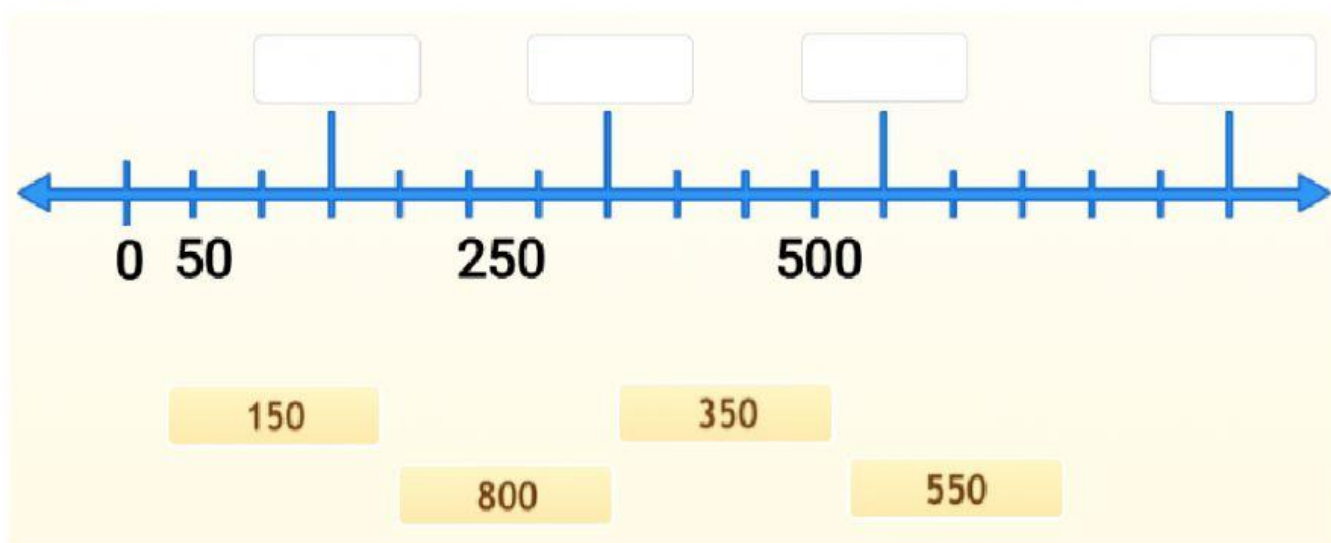
unidades



Hay

tizas.

07 Arrastra el número y la representación correspondiente:



08 Arrastra según corresponda:

?	?	?	?	?
101	579	323	855	110

Ochocientos cincuenta y cinco		Trescientos veintitrés		Quinientos setenta y nueve
-------------------------------	--	------------------------	--	----------------------------

09

Haz clic sobre los recuadros que contengan la representación del número destacado.

### “Cuatrocientos cincuenta y tres”

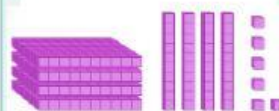


543

453

$4C + 5D + 3U$

$4D + 5C + 3U$



473

$8C + 5D + 3U$

743

10

Escribe los siguientes números en palabras:

246	
381	
457	
503	
626	
715	