


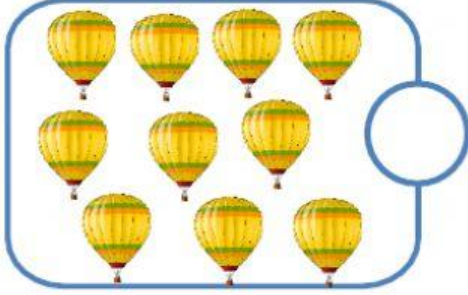





1. Bé hãy đếm số lượng trong các nhóm và điền số thích hợp vào ô


2. Bé hãy nối hai nhóm với nhau để tạo thành nhóm có số lượng là 10


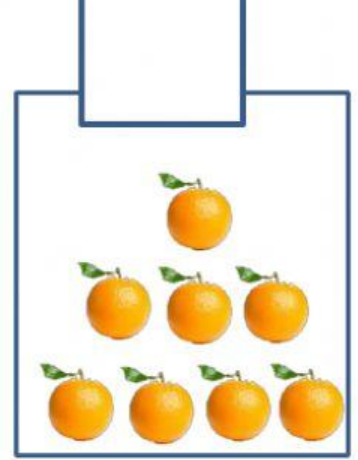


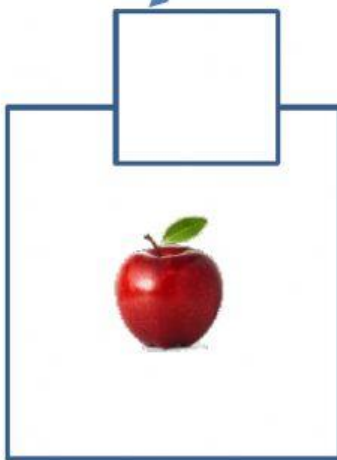
3. Bé hãy tách nhóm có số lượng 10 thành 2 phần và điền số thích hợp




10




10








10



10




10



### 3. Bé hãy điền số thích hợp

a.



10

bớt

còn

b.



bớt

còn

8

c.



10

bớt

còn

d.



bớt

còn