WHAT'S THE WEATHER LIKE?

1) LISTEN AND DRAG THE PICTURE TO THE CORRECT PLACE.

(ESCUCHÁ Y LLEVÁ LA IMAGEN AL LUGAR CORRECTO)

LIVEWORKSHEETS

2) MATCH THE WEATHER PICTURE WITH THE RIGHT SITUATIONS.

(UNÍ EL TIEMPO CON LA SITUACIÓN CORRECTA).







LIVEWORKSHEETS