


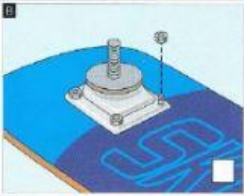
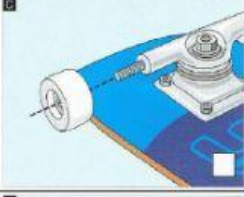
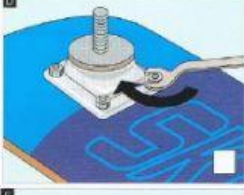
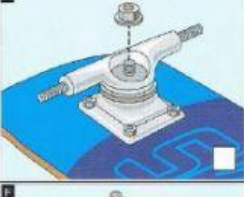
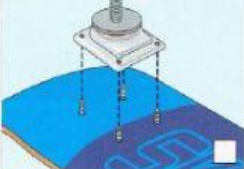
ENGLISH FOR SPECIFIC PURPOSES

READING ACTIVITY

Read the instructions below and match the pictures with steps.

How to assemble a skateboard

- 1 Put the plate on the four bolts.
- 2 Put the nuts on the bolts.
- 3 Tighten the nuts.
- 4 Put the axle on the large bolt.
- 5 Put the large nut on the large bolt.
- 6 Tighten the nut.
- 7 Put the wheels on the axle.
- 8 Put the nuts on the axle.
- 9 Tighten the nuts.

A.			1. Put the plate on the four bolts.
B.			2. Put the nuts on the bolts.
C.			3. Tighten the nuts.
D.			4. Put the axle on the large bolt. Put the large nut on the large bolt. Tighten the nut.
E.			5. Put the wheels on the axle.
F.			6. Put the nuts on the axle. Tighten the nuts.