

In Term 3, you will learn about the resources around you. You will learn about natural resources and manmade resources. You will learn about new resources and business in the UAE.





LESSON 1: NATURAL RESOURCES- LAND AND WATER





Lesson Objective:

By the end of the lesson, students will:

- 👁 identify natural resources and how natural resources affect people's lives and where they live
- 👁 describe the natural resources available in different areas
- 👁 compare how people live now and in the past



Key Vocabulary:

- ✎ natural resources
- ✎ community
- ✎ shelter



Anything that is found in nature that can be used by living things is a natural resource.


A community is a group of people living in a particular area.

A shelter is something that covers or protects.

HOW NATURAL RESOURCES AFFECTED COMMUNITIES

Natural resources are things that sustain life. Water, trees, plants, and animals are natural resources.

People settle in communities near resources that meet their needs. The basic needs of people include food, fresh water, clothing, shelter, and transportation. Shelter is another name for a place that provides protection.




In the past, people settled near natural resources in the land that is now the UAE. One important natural resource is the Arabian Gulf. The water in the Arabian Gulf is not drinkable because it





is salty. People used the Gulf for fishing and they earned money by pearl diving. Pearls can be made into jewellery worth a lot of money.



Some people settled in the area now called Al Ain. They brought fresh water from the mountains to their farms in Al Ain, and from under the ground.

People could grow more food in places like Al Ain than in the desert. In the past, life in the desert was difficult because of the natural environment.






Activity 1:



Outline

Instructions: Fill each blank with 1-3 words from the reading. Include the main topic for each paragraph. The main topic for Paragraph 1 is given as an example.



1. Paragraph 1 Main Topic: _____ *Natural Resources* _____

➤ Examples of natural resources are _____,
_____, _____, and _____

2. Paragraph 2 Main Topic: _____

➤ Basic needs: are _____, _____, _____,
_____ and _____





All rights reserved. No part of this page may be reproduced, stored in a retrieval system or transmitted in any form or by any means without prior permission in writing of the publisher.

3. Paragraph 4 Main Topic: _____

- Many past communities formed near _____
- People got _____ from the Arabian Gulf
- People made money diving for _____
- Pearls can be made into _____

4. Paragraph 5 Main Topic: _____

- People in Al Ain made money by _____
- People in Al Ain built got _____ from the mountains to grow food on farms








Lesson 1 | Natural Resources

Activity 2: Concept Check


Instructions: Answer the questions using information from the reading.

X 1. Name 3 examples of natural resources

-  _____
-  _____
-  _____

X 2. In the past, people often built communities near the natural resources of _____ and _____


X 3. Why did people live near the Arabian Gulf?

 _____

X 4. What did people in Al Ain do to grow food?

 _____

X 5. What allowed people to build farms in Al Ain?

 _____





Activity 3: Critical Thinking

Instructions: Look at the pictures. What resources could you get to make things you need from each location? Write the resources and things you need in the table.

	Plain	Mountain River
Type of resource		
Food		
Fresh Water		
Clothing		
Shelter		

All rights reserved. No part of this page may be reproduced, stored in a retrieval system or transmitted in any form or by any means without prior permission in writing of the publisher.