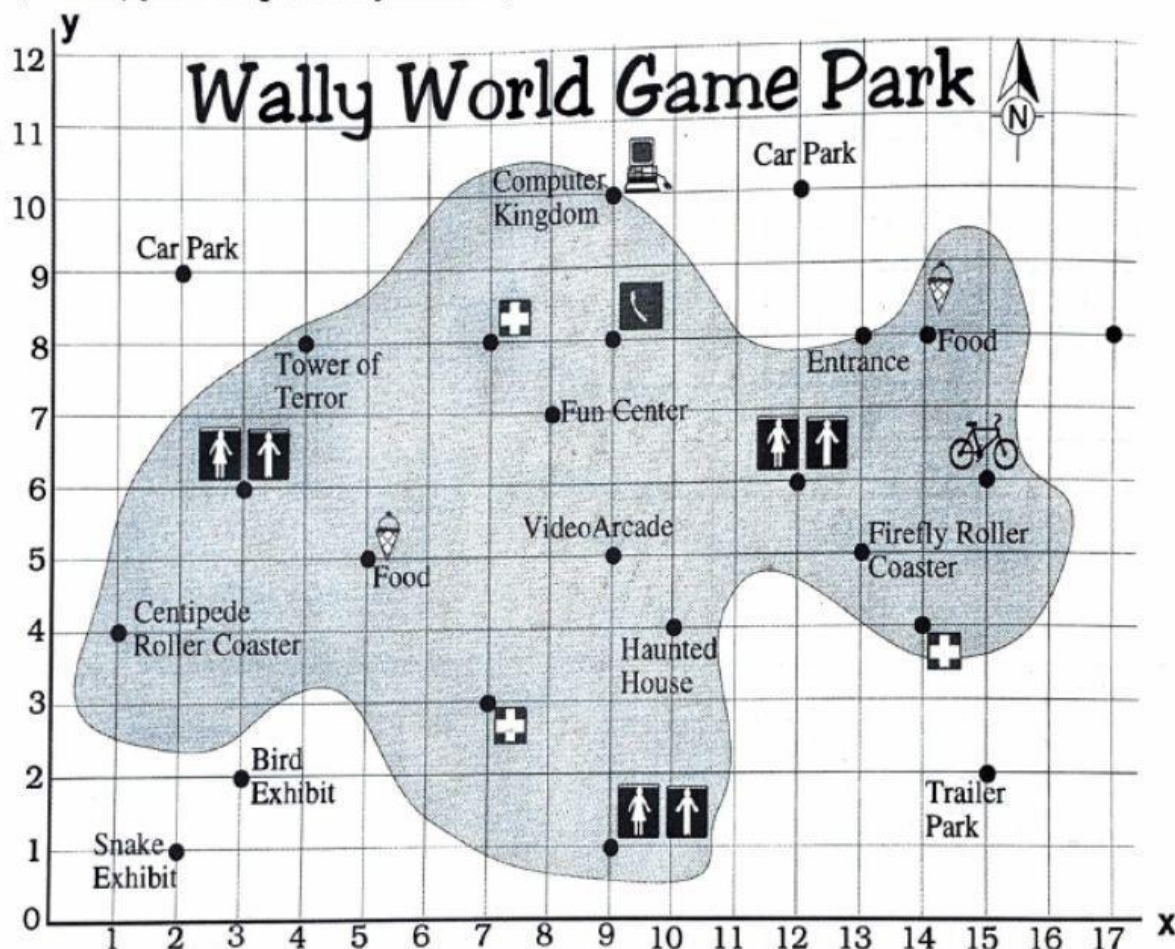


# Map Skills - With Coordinates

Use your knowledge of coordinates and apply it to the following map of Wally World. Reading a map can help you to navigate when you are in a particular area, such as this game park.



1. Name the **item** on the map found at the following coordinates:

- |                 |                 |
|-----------------|-----------------|
| a) (2,1) _____  | e) (2,9) _____  |
| b) (1,4) _____  | f) (15,2) _____ |
| c) (10,4) _____ | g) (4,8) _____  |
| d) (9,10) _____ | h) (3,2) _____  |

2. Give the **COORDINATES** for the following places on the map:

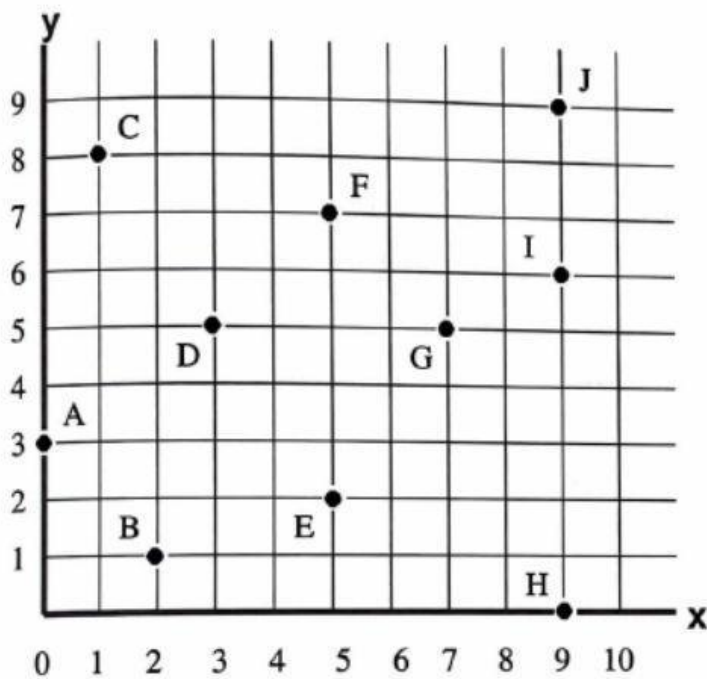
- |  |                                   |
|--|-----------------------------------|
| a) _____ Bathrooms near the entrance         | f) _____ Video Arcade             |
| b) _____ Computer Kingdom                    | g) _____ Bicycle Rentals          |
| c) _____ First Aid Station near Trailer Park | h) _____ Telephone Booth          |
| d) _____ Centipede Roller Coaster            | i) _____ Car Park by the Entrance |
| e) _____ Firefly Roller Coaster              | j) _____ Food Stand               |

# The Cartesian Plane

Plotting points in the Cartesian Plane is easy. Look for the x-value first, then look for the y-value second. Then place a dot where the two numbers meet.

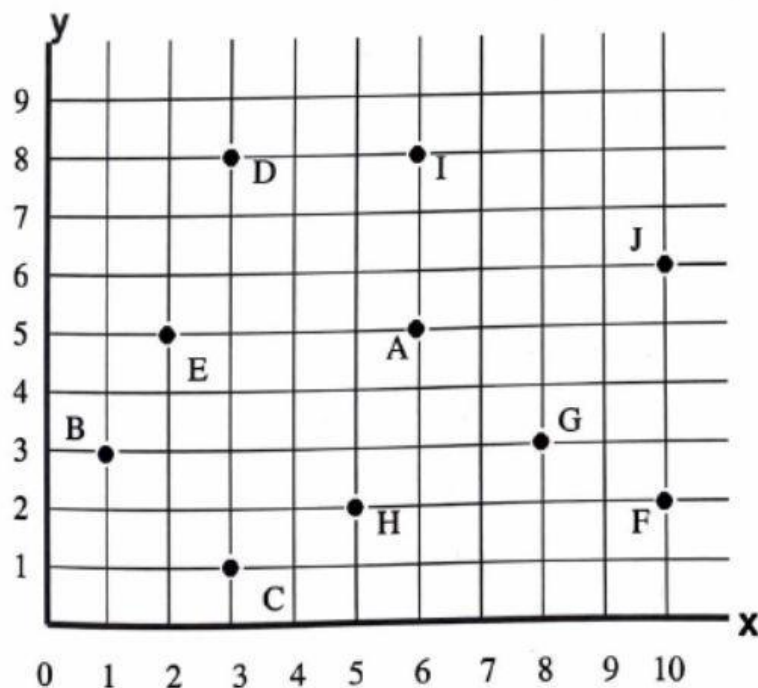


1. Write the **ordered pair** for the points shown.



- A: \_\_\_\_\_
- B: \_\_\_\_\_
- C: \_\_\_\_\_
- D: \_\_\_\_\_
- E: \_\_\_\_\_
- F: \_\_\_\_\_
- G: \_\_\_\_\_
- H: \_\_\_\_\_
- I: \_\_\_\_\_
- J: \_\_\_\_\_

2. Write the **letter name** found at the following points on the grid below.



- (1, 3): \_\_\_\_\_
- (3, 1): \_\_\_\_\_
- (2, 5): \_\_\_\_\_
- (5, 2): \_\_\_\_\_
- (6, 5): \_\_\_\_\_
- (10, 6): \_\_\_\_\_
- (3, 8): \_\_\_\_\_
- (8, 3): \_\_\_\_\_
- (10, 2): \_\_\_\_\_
- (6, 8): \_\_\_\_\_