GEOMETRY – QUADRILATERALS – SOLID FIGURES

HOMEWORK
5/6/2021

Use the figure below to answer questions 1 and 2.

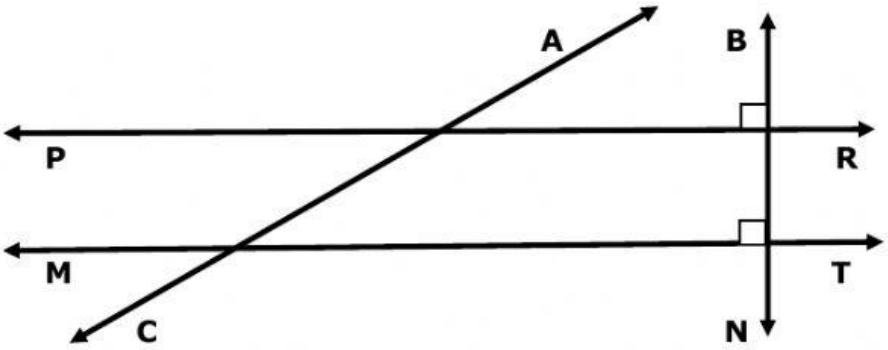

1. Identify the two lines that appear to be perpendicular lines.

a. $\overleftrightarrow{CA} \perp \overleftrightarrow{BN}$

b. $\overleftrightarrow{PR} \perp \overleftrightarrow{MT}$

c. $\overleftrightarrow{CA} \perp \overleftrightarrow{MT}$

d. $\overleftrightarrow{PR} \perp \overleftrightarrow{BN}$

2. Identify the lines that are intersecting but not perpendicular.

a. Line PR and Line MT

b. Line AC and Line BN

c. Line MT and Line BN

d. Line AC and Line PR

3. Which of the following quadrilaterals are trapezoids? Select one.

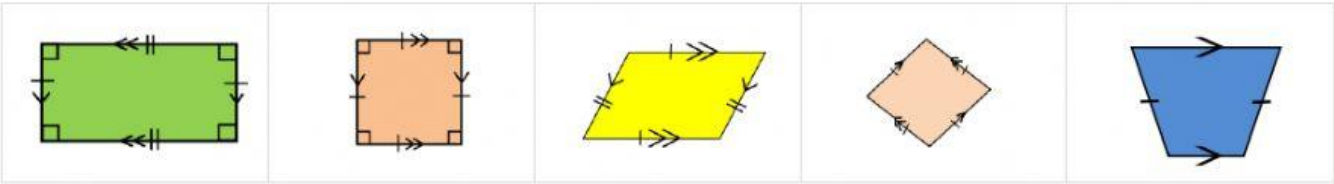

LIVEWORKSHEETS

4. Which of the following quadrilaterals are parallelograms? Select four.

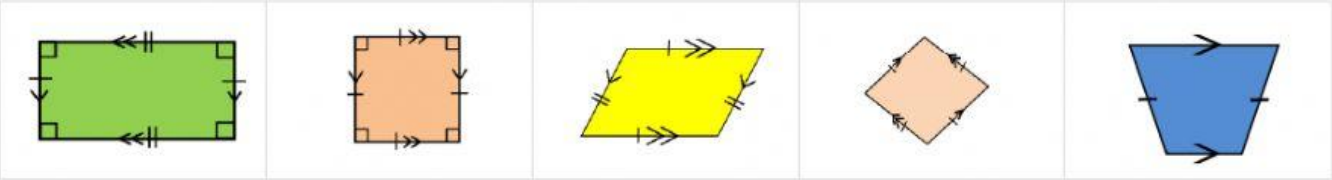

5. Match the name of the figure with the model.

Answer:	Answer:	Answer:	Answer:	Answer:	Answer:

Triangle	Square	Circle	Square Pyramid	Cube
Rectangular Prism	Cone	Cylinder	Sphere	Rectangle

LIVEWORKSHEETS