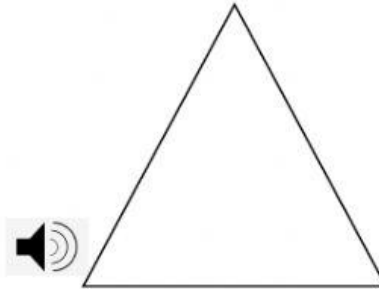



Listening activity

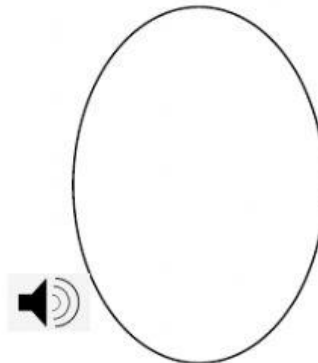
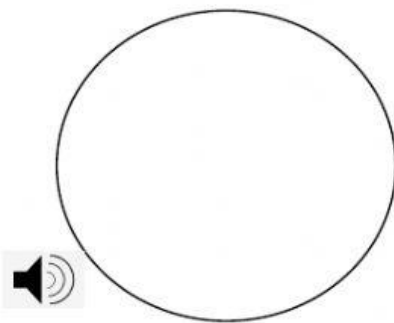
Listen and do.

1. Click on the headphones next to each shape and listen. Then drag the color word to that figure.



red

blue



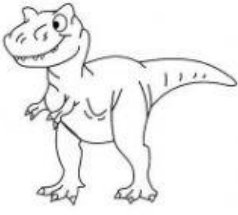








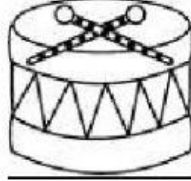


yellow

black

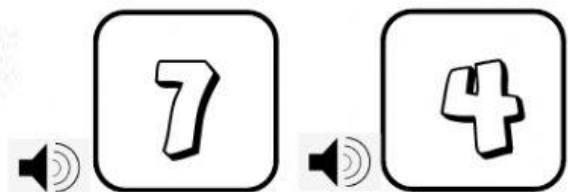

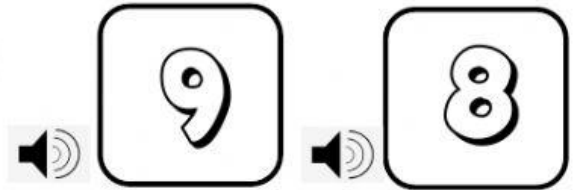





green

2. Click on each picture and listen. Then choose the beginning letter of each picture.

 b f d	 s c t	 h d b
 w s j	 q j p	 c v j
 r g l	 c q i	 u y k
 o m d	 f s a	 w v g

3. Listen and choose the correct number.



4. Listen and choose.

