














## Orange Group

Name: \_\_\_\_\_

Look at the picture graph and answer the following :

Votes for Class Pet

bunny						
Guinea pig						
fish						

1- How many students voted for fish  ?

2      5      7

2- How many voted for bunny  ?

5      4      7

3- How many students surveyed in all?

10      12      11

