

IP # 1 - CHAPTER 5

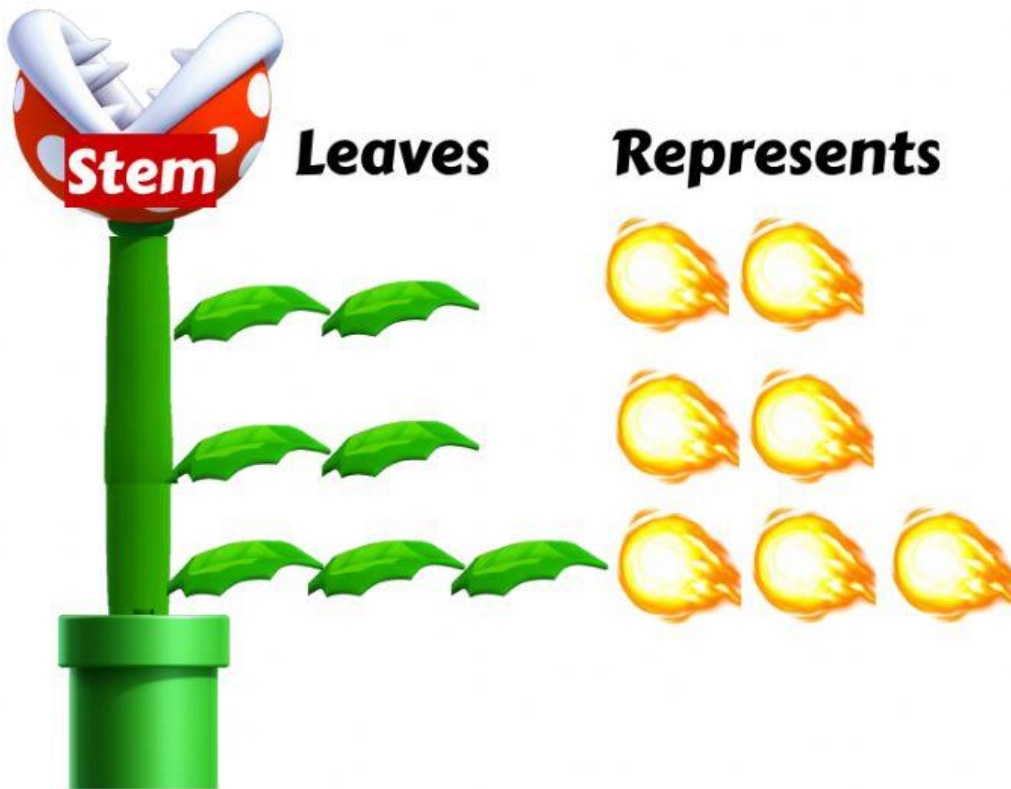
 Find the MEAN, MEDIAN, MODE and RANGE of each set of data.

9, 6, 5, 5, 2, 3, 5

Mean = Median = Mode = Range =

 Complete the stem-and-leaf plot using the numbers below.

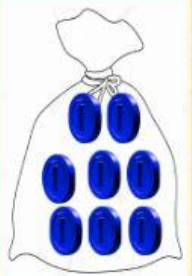
15, 16, 23, 23, 32, 32, 32



Median = Mode = Range =



Look at the bags of coins. A coin is drawn from each bag.



Possible Outcomes	Yellow	Yellow, Blue	Yellow, Blue	Blue, Yellow	Blue
Likelihood of Picking a YELLOW coins					

Complete using: More Likely, Less Likely, Equally Likely, Certain, Impossible



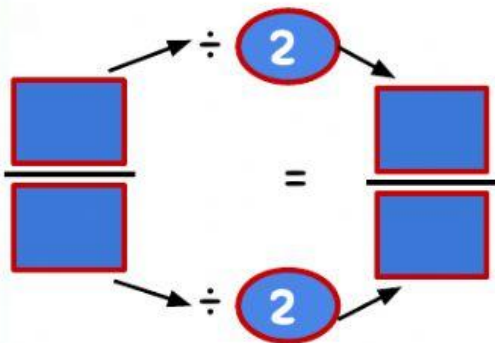
Mario has found with some villains, and he has to capture them, they are, Donkey Kong, Bowser, Wario, King Boo



Probability of capture Donkey Kong

$$\frac{\boxed{}}{\boxed{}} \boxed{}$$

Probability of capture King Boo or Wario



$$\boxed{}$$


Probability of capture Dry Bones

$$\frac{\boxed{}}{\boxed{}} \boxed{}$$
