# Photography

Visual Arts Unit

LIVEWORKSHEETS

# Photography Success Criteria

- Highly original and inventive
- Powerful application of the challenge
- Uses principles of design to create a visually appealing piece

LIVEWORKSHEETS

# The Principles of Design

| | | |
|---|---|---|
| Pattern |  | A regular arrangement of alternated or repeated elements (shapes, lines, colours) or motifs. |
| Contrast | | The juxtaposition of different elements of design (for example: rough and smooth textures, dark and light values) in order to highlight their differences and/or create visual interest, or a focal point. |
| Emphasis | | Special attention/importance given to one part of a work of art (for example, a dark shape in a light composition). Emphasis can be acheived through placement, contrast, colour, size, repetition... Relates to focal point. |

LIVEWORKSHEETS

| | | |
|---|---|---|
| Balance |  | A feeling of balance results when the elements of design are arranged symmetrically or asymmetrically to create the impression of equality in weight or importance. |
| Proportion/ Scale | | The relationship between objects with respect to size, number, and so on, including the relation between parts of a whole. |
| Harmony | | The arrangement of elements to give the viewer the feeling that all the parts of the piece form a coherent whole. |
| Rhythm/ Movement | | The use of recurring elements to direct the movement of the eye through the artwork. There are five kinds of rhythm: random, regular, alternating, progressive, and flowing. The way the elements are organized to lead the eye to the focal area. Movement can be directed for example, along edges and by means of shape and colour. |

LIVEWORKSHEETS

# Tools

Photography classes are often focused on using the camera.

- Holding a camera
- Shutter speed
- The aperture
- ISO
- Flash
- Photo processing

Since we all will be using different cameras, this class will be focused on the content and composition of your photos rather than the tools we use.

LIVEWORKSHEETS

# KEY TERMS



Content

Macro Photography

Composition

Monochromatic

Flat Lay

Rule of Thirds

Foreground, Midground, Background

Landscape & Urban Landscape Photography

Orientation

Framing

Portraits

Centered

Perspective

Bird's Eye & Worm's Eye

Forced Perspective

Mixed Media

**We will be exploring these key terms throughout the unit.**

LIVEWORKSHEETS

# Privacy Policy

You may include people in your photography.

However, you may not…

- Submit a picture with someone in it without their permission
- Post a picture with anyone's face here or on social media
- Post a picture which includes any personal information

LIVEWORKSHEETS

# Day 1

Content

Macro Photography

**Close Up Challenge**

LIVEWORKSHEETS

# Content

Content refers to a work's subject matter.

The content is what you are taking a picture of.

This could be a person, an object, a setting.

*For example,*

*The content in this picture is a chipmunk*

LIVEWORKSHEETS