SISTEMA DE APRENDIZAJE DE LENGUAS
Universidad EAFIT – Sislenguas
COLEGIO SALLE BELLO
Take Shape 1: Mid-term test Unit 3
Grading Period: Second – 2021

I. LISTENING

Listen to the audios and write a number under each object (10 points)
(Escucha los audios y escribe un número debajo de cada objeto) (10 puntos)

Nota: al escribir cada número, debes empezar con letra mayúscula y NO poner punto al final.

II.

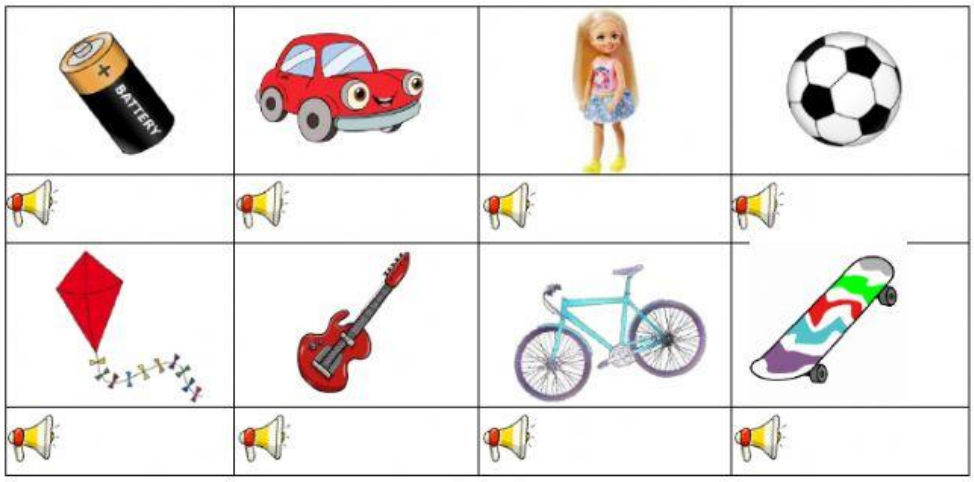

STRUCTURE

Look and select the correct answer. (18 points)
(Mira y selecciona la respuesta correcta) (18 puntos)



Is it a robot?
Yes, it is.
No, it isn't.

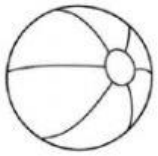

Is it a doll?
Yes, it is.
No, it isn't.

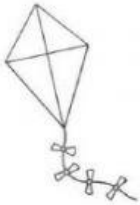

Is it a kite?
Yes, it is.
No, it isn't.

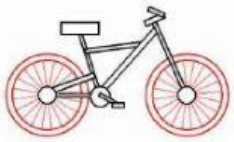

Is it a kite?
Yes, it is.
No, it isn't.

LIVEWORKSHEETS
LIVEWORKSHEETS

Is it a ball?
Yes, it is.
No, it isn't.

Is it a car?
Yes, it is.
No, it isn't.

III. READING

Color according to the Logan's letter. (10 points)
(Colorea de acuerdo a lo que indique la carta de Logan) (10 puntos)

Dear friends,

For my birthday, I want three red cars, two blue kites, four blue balls, one green skateboard and one yellow bike.

Love,

Logan.



LIVEWORKSHEETS
LIVEWORKSHEETS

IV. WRITING

Write the questions or answers. Look at the example. (12 points)
(Escribe preguntas o respuestas de acuerdo a la situación) (12 puntos)

Nota: a la hora de preguntar, comienza la primera letra con mayúscula y no olvides poner el signo de interrogación.

A la hora de responder de forma afirmativa o negativa, comienza con mayúscula, utiliza la "coma" correspondiente y finaliza con un punto.

Example:  Triangle	Is it a triangle? Yes, it is.

Example: 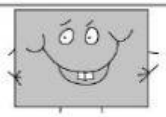 Circle	Is it a circle? No, it isn`t.

1.

___Is it a book_____? **_____,_____.**

2.

_____? **_Yes____,___it is____.**

3.

___Is it a Cd player____? **_____,_____.**

4. **Door**

_____? **_No_____,___it isn't___.**

LIVEWORKSHEETS
LIVEWORKSHEETS