match the definition with the meaning
Name :

scatter plot (noun)	data on two variables where the value of one is paired with a value of the other
conjecture (noun)	an observation that lies outside the overall pattern of a distribution
bivariate data (noun)	a graph in which the values of two variables are plotted along two axes; the pattern of the resulting points reveals any correlation present
outlier (noun)	a collection of data points that are close together
cluster (noun)	a statement believed to be true based on observations
	Positive linear association
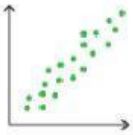	Negative **linear association**
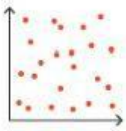	**Positive nonlinear association**
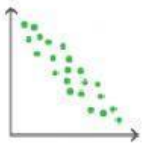	No **association**

LIVEWORKSHEETS