


Numbers to 20

Name:

A. Complete the chart with the missing numbers.

1				5
	7		9	
11			14	
16		18		

B. Write the number **before** and **after**.



Before

After

	18	
--	----	--

Before

After

	7	
--	---	--

8

17

19


6

C. Count the objects and write the number in the box.

Example



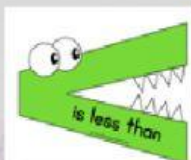
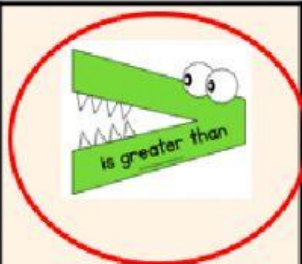
2



D. Compare which is **smaller**, **greater** or **equal**.



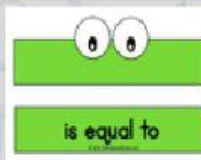
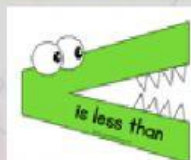
Example



A.



B.



C.

17

17

D.

11

19

