

## PROYECTO: CONOCIENDO MI PC

### Lesson 3





Activity 1: Watch the video and take notes.


Activity 2: Complete this chart with the verb be.

am      is      are					
I	_____	He	_____	You	_____
		She		We	
		It		They	

Activity 3: Complete this email with *am*, *is*, *are*.



Dear Colleagues  
My name (1) \_\_\_\_\_ Jessica Martin and I (2) \_\_\_\_\_ the IT Support team leader. The IT Support team members (3) \_\_\_\_\_ : Mahmoud Al Banawy, Eli Ibrahim and Guido Pitteri. Mahmoud (4) \_\_\_\_\_ our network administrator. Eli and Guido (5) \_\_\_\_\_ system maintenance officers. (6) Their job is to keep our systems going. (7) My job is to support you.  
(8) Our contact number (9) \_\_\_\_\_ 675 567 567.  
Best regards  
Jessica Martin



**Actividad 4: Complete these dialogues with the words in the box.**

all      is      meet      name's      Nice      this  
too      you      Welcome      What's

- 1 Natasha: Hi, my (1) \_\_\_\_\_ Natasha.  
Khalid: Pleased to (2) \_\_\_\_\_ you. I'm Khalid Ali.  
Natasha: Pleased to meet you, (3) \_\_\_\_\_ .
- 2 Philip: Good morning. (4) \_\_\_\_\_ your name?  
Ahmed: I'm Ahmed. And (5) \_\_\_\_\_ are?  
Philip: My name's Philip. (6) \_\_\_\_\_ to meet you.
- 3 Tim: Hi everybody, (7) \_\_\_\_\_ is Ingrid.  
All: Hi!  
Tim: Ingrid, this (8) \_\_\_\_\_ Ahmed, Linda, Mohammed and Mansoor.  
Ingrid: Nice meeting you (9) \_\_\_\_\_ .  
Linda: Likewise.  
Tim: (10) \_\_\_\_\_ to the team and good luck.

**Actividad 5: Listen and check your answers to activity 4.**



**Activity 6: Introduce yourself. Include your name, nationality, age, family, where you live, studies, hobbies and more.**