ENGLISH WORKSHEET

PROCEDURE TEXT
8TH GRADE



NAME:

CLASS :

LIVEWORKSHEETS

HOW TO USE IT

1. Open the worksheet using the provided link.
2. Read the instructions carefully before answering each exercise.
3. Complete all activities in order.
4. Type or select your answers in the available spaces.
5. Check your answers and submit your work when you finish.

Motivation words:

I do it by myself honestly!

–Good Luck >< !

LIVEWORKSHEETS

ACTIVITY 1

I. Answer these questions correctly!



(a)

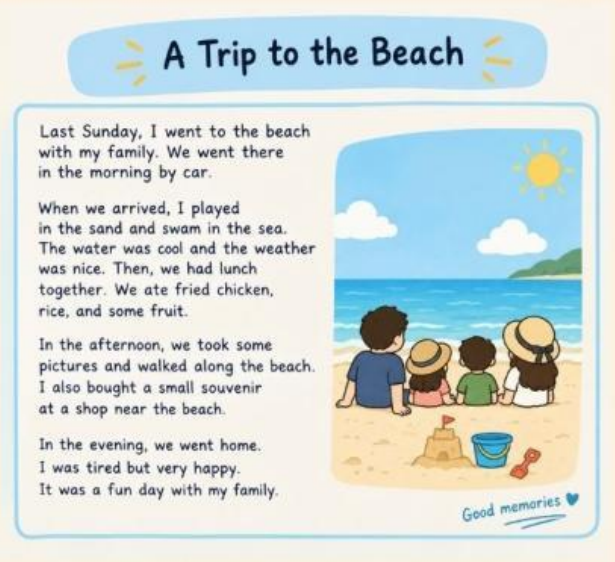

(b)

1. Which one is procedure text?

Answer: _____

2. What is the function of procedure text?

Answer: _____

3. What is the goal of the procedure text above?

Answer: _____

4. What is the generic structure that used in Procedure Text?

Answer: _____

5. What is the language features that used in procedure text?

Answer: _____

LIVEWORKSHEETS

ACTIVITY 1

II. Match the words with their meaning!

VOCABULARY	MEANING
Pan	Aduk
Chop	Panci
Stir	Tuang
Pour	Cacah
Spatula	Tambahkan
Mix	Sutil
Add	Sendok
Fork	Campurkan
Spoon	Pisau
Knife	Garpu

LIVEWORKSHEETS

ACTIVITY 1

III. Choose the correct action verbs!

1. First, ___ the onion into small pieces.

a. chop
b. pour
c. boil

2. Next, ___ the water into the glass.

a. stir
b. pour
c. slice

3. Then, ___ the ingredients until they're mixed.

a. stir
b. peel
c. cut

4. After that, ___ the eggs into the bowl.

a. pour
b. crack
c. fry

5. Finally, ___ the bread into two equal pieces.

a. slice
b. boil
c. stir

LIVEWORKSHEETS

ACTIVITY 2

I. Identify the procedure text correctly!

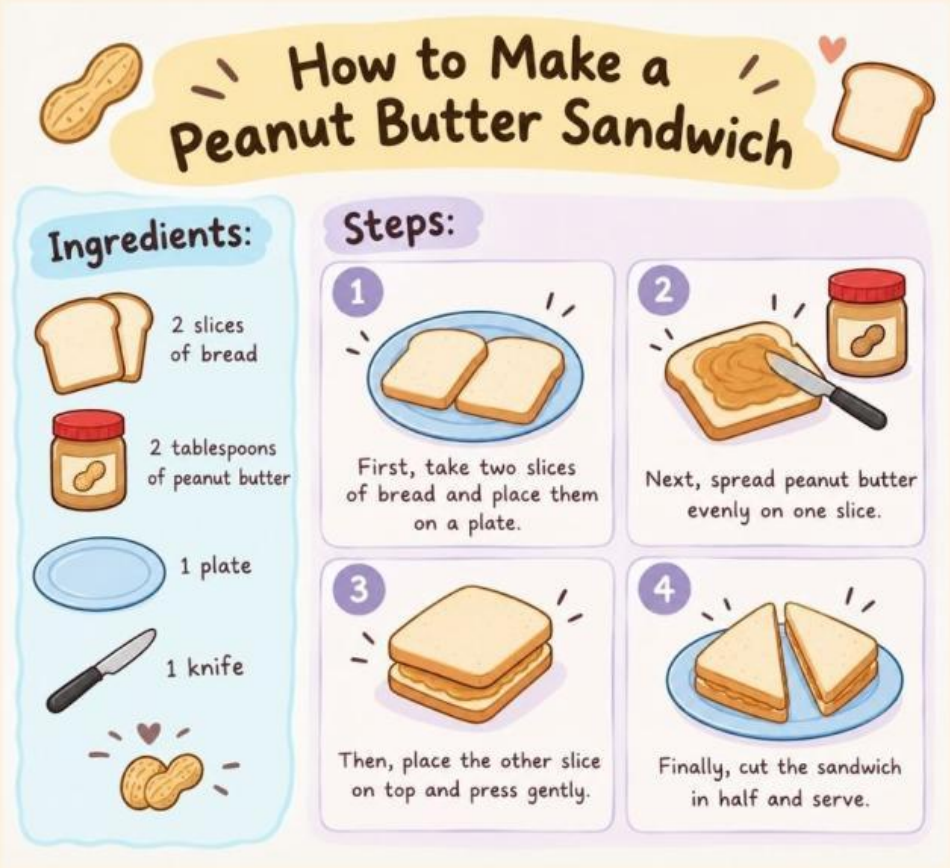

1. Identify the generic structure of procedure text above!

Goal	
Ingredients	
Steps	

LIVEWORKSHEETS

ACTIVITY 2

I. Identify the procedure text correctly!

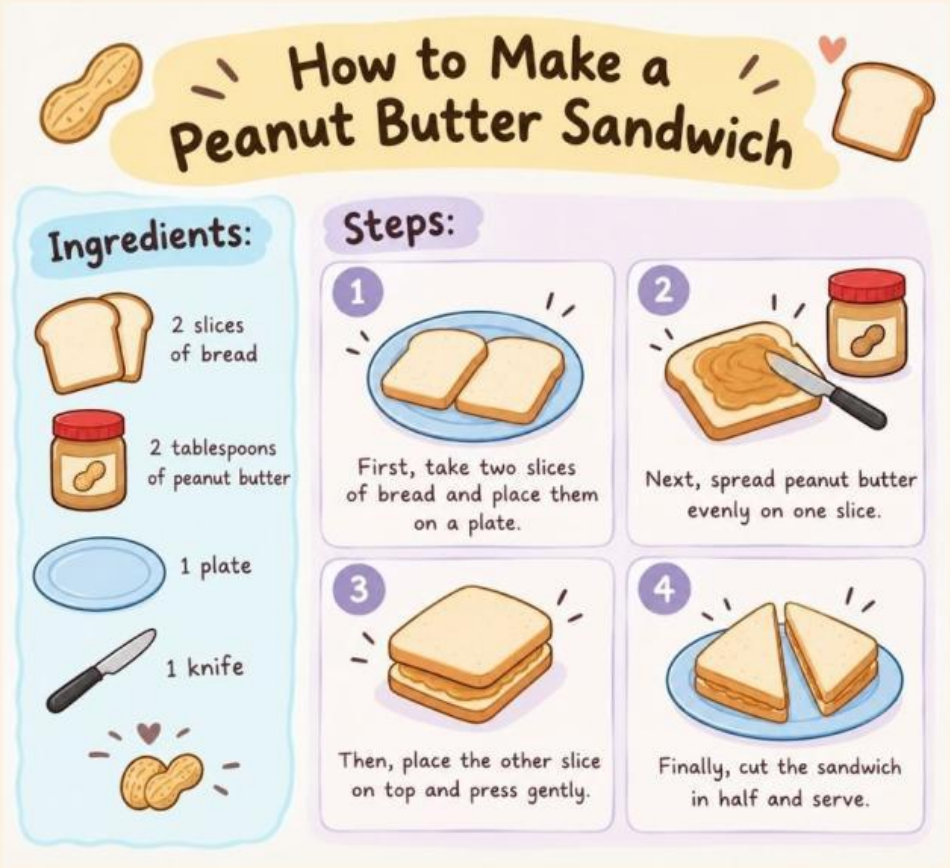

2. Identify the language features of procedure text above!

Action Verbs	Adverbs	Temporal Connectives

LIVEWORKSHEETS

ACTIVITY 2

II. Arrange these jumbled steps into correct procedure text!

- Finally, add some ice cubes and stir well.
- How to Make a Sachet Chocolate Drink
- Pour hot water into the glass.
- First, open the sachet and pour the chocolate powder into a glass.
- 1 glass of hot water
- 1 sachet of chocolate drink
- Ice cubes
- Stir the chocolate powder until it dissolves completely.

Goal	
Ingredients	
Steps	

LIVEWORKSHEETS

ACTIVITY 3

Create your own procedure text independently complete with the goal, ingredients and steps!

...	
...	
...	

LIVEWORKSHEETS