Nama: _____ Kelas: _____ Tarikh: _____

Tema: Sains Fizikal

Unit 7

Halaman Buku Teks: 96 – 97

Tahap Penguasaan TP1

Lembaran Kerja 44

Ketumpatan
Density

Padankan dengan jawapan yang betul. TP1
Match with the correct answers.

1.
Jaket keselamatan
Safety jacket

2.

Duit syiling
Coin

3.
Guli
Marble

4. 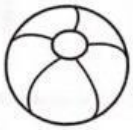
Bola
Ball

5. 
Ranting
Twig

6. 
Batu bata
Brick

7.
Kelapa
Coconut

8. 
Kunci
Key

9. 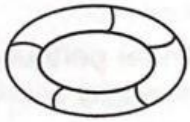
Pelampung
Lifebuoy

10.
Gogal
Goggles

Objek timbul
Objects that float

Objek tenggelam
Objects that sink

SK 7.1 *Objek atau bahan yang lebih tumpat atau kurang tumpat daripada air*
SP 7.1.1

Menguasai ☆ Belum Menguasai ○

LIVEWORKSHEETS

Nama: _____ Kelas: _____ Tarikh: _____

Tema: Sains Fizikal

Unit 7

Halaman Buku Teks: 98 – 99

Tahap Penguasaan TP2

Lembaran Kerja 45

Ketumpatan
Density

Beri sebab bagi setiap yang berikut. Lengkapkan ayat di bawah. TP 2
Give a reason for each of the following. Complete the sentences below.

Bahan/*Material*	Sebab/*Reason*
1 Belon/*Balloon*	Belon timbul di permukaan air kerana udara di dalamnya _____ tumpat daripada air. *The balloon floats on the surface of water because the air inside it is _____ dense than water.*
2 Magnet/*Magnet*	Magnet tenggelam di dalam air kerana magnet diperbuat daripada besi yang _____ tumpat daripada air. *The magnet sinks in water because it is made up of iron which is _____ dense than water.*
3 Gelas kaca *Glass tumbler*	Gelas kaca tenggelam di dalam air kerana kaca _____ tumpat daripada air. *The glass tumbler sinks in water because it is _____ dense than water.*
4 Gabus/*Cork*	Gabus timbul di permukaan air kerana gabus _____ tumpat daripada air. *The cork floats on the surface of water because it is _____ dense than water.*

Menepati DPK

SK 7.1 *Objek atau bahan yang lebih tumpat atau kurang tumpat daripada air*
SP 7.1.2

Menguasai ☆ Belum Menguasai ○

LIVEWORKSHEETS

Nama: _____ Kelas _____ Tarikh: _____

Tema: Sains Fizikal

Unit 7

Ketumpatan
Density

Halaman Buku Teks: 98 – 98

Tahap Penguasaan TP3

Lembaran Kerja 46

Bahan yang manakah lebih tumpat dan yang manakah kurang tumpat daripada air? TP 3

Which material is more dense than water and which material is less dense than water?

1.
Kertas/*Paper*

2. 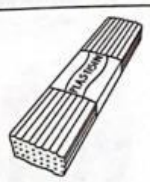
Plastisin/*Plasticine*

3.
Kayu/*Stick*

4.
Batu/*Stone*

5. 
Besi/*Iron*

6.
Plastik/*Plastic*

7. 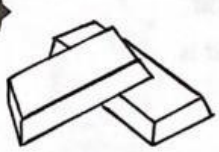
Emas/*Gold*

8.
Minyak masak
Cooking oil

9. 
Ais/*Ice*

10. 
Kaca/*Glass*

Lebih tumpat daripada air
More dense than water

Kurang tumpat daripada air
Less dense than water

SK 7.1 *Objek atau bahan yang lebih tumpat atau kurang tumpat daripada air*
SP 7.1.2

Menguasai ☆ Belum Menguasai ○

DPK Menepati

LIVEWORKSHEETS

Nama: _____ Kelas: _____ Tarikh: _____

Tema: Sains Fizikal

Unit 7

Halaman Buku Teks: 99 – 100

Tahap Penguasaan TP4

Lembaran Kerja 47

Ketumpatan
Density

Apakah cara untuk menjadikan air lebih tumpat? Lengkapkan ayat di bawah.
What are the methods to make water more dense? Complete the sentences below. TP 4

Kaedah/*Method*	Kesimpulan/*Conclusion*
1 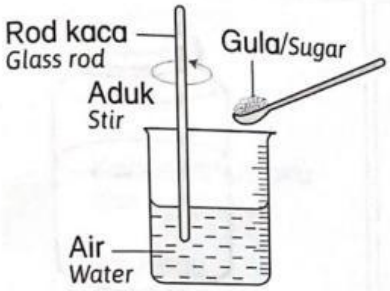	Melarutkan _____ di dalam air. *Dissolve _____ in the water.*
2 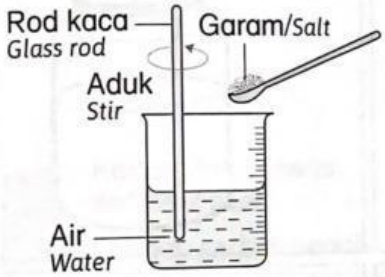	Melarutkan _____ di dalam air. *Dissolve _____ in the water.*
3 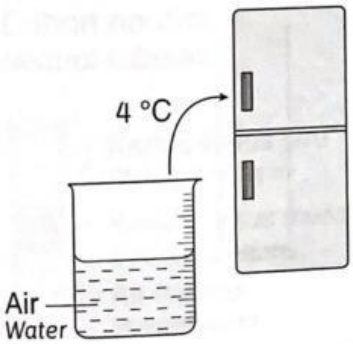	_____ kepada 4 °C di dalam peti sejuk. *_____ the temperature of water to 4 °C in the refrigerator.*

SK 7.1 *Objek atau bahan yang lebih tumpat atau kurang tumpat daripada air*
SP 7.1.3

Menguasai ☆ Belum Menguasai ○

Menepati DPK

LIVEWORKSHEETS

Nama: _____ Kelas: _____ Tarikh: _____

Tema: Sains Fizikal

Lembaran Kerja 48

Unit 7

Ketumpatan
Density

Halaman Buku Teks: 100

Tahap Penguasaan TP5

Ramalkan pemerhatian bagi aktiviti di bawah. Lukis ramalan kamu dalam ruang pemerhatian./*Predict the observations for the activities below. Draw your prediction in the column under observation.* TP 5 KBAT

Kaedah/*Method*	Pemerhatian/*Conclusion*
1 Masukkan sebiji oren ke dalam balang kaca berisi air *Place an orange in a glass jar containing water* 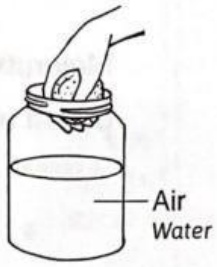 	
2 Masukkan sebiji oren yang telah dikupas kulitnya ke dalam balang kaca berisi air *Place a peeled orange in a glass jar containing water*  	
3 Masukkan minyak masak, madu dan alkohol ke dalam silinder penyukat berisi air dan biarkan selama beberapa minit *Add cooking oil, honey and alcohol into a measuring cylinder containing water and leave it for a few minutes.* 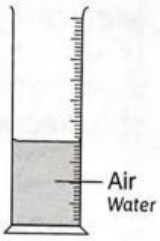 	

SK 7.1 *Objek atau bahan yang lebih tumpat atau kurang tumpat daripada air*
SP 7.1.3

Menguasai ☆ Belum Menguasai ○

LIVEWORKSHEETS