

Pictograms















**Classwork:**


To draw flower in the graph put  
letter (o)

**Challenge**  
**2**

**1** This pictogram shows the favourite flowers of the mothers who have children in Class 4.

**Mothers' favourite flowers**

violet	   
lily	  
orchid	      
rose	

**Key**  = 5 mothers

- a** How many mothers like orchids best?
- b** Which is more popular violets or lilies?
- c** 5 mothers said they prefer roses. Add this to the pictogram.
- d** How many more mothers prefer orchids to lilies?

## Homework:

To draw balloon in the graph  
put letter (o)

Challenge  
1

Read the frequency chart and key, then complete the pictogram.

**Balloons sold**

Colour	Frequency
red	4
blue	6
purple	8
pink	6
green	2

**Balloons sold**

**Key**  = 2

red	blue	purple	pink	green