Test Units 5–6

Name: .....

Part 1

Look and read. Choose the correct words and write them on the lines. There is one example.

paper | a costume | meals

a bowl | a scarf | salt | spoons | a knife | ~~plastic~~ | pepper | wood | fur | glass | plates | gold

This material is made using oil. Cameras, bags and computers are often made of it. .....plastic.....

1 They're round. You put pizza and other food on them. .....

2 We eat three of these every day. The first one is breakfast. The last one is dinner. .....

3 This is a kind of material. It's very warm and it comes from animals. Hats are often made of it. .....

4 This material is made from trees. We write on it. There is lots of it in your notebook. .....

5 This material can break easily. Bottles are usually made of it. .....

6 This makes food taste good. When you are cooking pasta, you put it into the water. .....

7 This is a kind of metal. It's expensive. Watches are sometimes made of it. .....

8 It's made of metal. You use it to cut bread and fruit. .....

9 It's made of wool and you wear it when it's cold. You put it around your neck. .....

10 These are often made of metal. You use them to eat soup and ice cream. .....

PHOTOCOPIABLE © Cambridge University Press & Assessment 2023

LIVEWORKSHEETS

Test Units 5–6

Name: .....

Part 2

Anne is bringing some materials to Mr Green to be recycled. What does Anne say?
Read the conversation and choose the best answer.
Write a letter (A–H) for each answer.
You do not need to use all the letters.

Example

Mr Green: Can I help you, Anne?
Anne: ....C.....

Questions

1. **Mr Green:** What do you want to recycle?
   Anne: .....
2. **Mr Green:** Put the plastic bottles in the blue bin.
   Anne: .....
3. **Mr Green:** The bin on the left is full.
   Anne: .....
4. **Mr Green:** Have you got any clothes to recycle?
   Anne: .....
5. **Mr Green:** It's really good that you recycle things, Anne. Well done.
   Anne: .....

A What about the wood?
B Oh yes, I'll have to use the one on the right.
~~**C** Yes, please. I want to recycle some things.~~
D No, I haven't. That's everything for today, Mr Green.
E Some plastic bottles and some old newspapers.
F They're made of wool.
G OK. And I know the newspapers go in the red bins.
H Thank you. I think it's important.

PHOTOCOPIABLE © Cambridge University Press & Assessment 2023

LIVEWORKSHEETS

Test Units 5–6

Name: .....

Part 3

Read the story. Choose a word from the box. Write the correct word next to numbers 1–5. There is one example.

example						
~~mum~~	taste	hungry	soft	sound	feel	look
terrible	cold	old				

Beth was staying with her grandparents when her .....mum..... called her. 'I've got a surprise for you. Guess what it is!' her mum said.

Beth and her mum often played this game. They asked questions about the five senses of smell, hearing, sight, touch and (**1**) ..... .

Beth said, 'OK. First question: What does it (**2**) ..... like? Is it pretty?' Mum said, 'Yes. It's small and beautiful.' Beth asked, 'Is it a toy?' Mum said, 'No. But you can play with it.'

'OK. What does it feel like?' Beth asked. Mum said, 'It feels (**3**) ..... and warm.'

Beth asked, 'What does it taste like? Is it a cake?' Mum said, 'You can't eat it!' Then Beth said, 'I know! It's a cat!' Her mum said, 'No, but it is a kind of animal.'

Then Beth asked, 'What does it (**4**) ..... like?' Mum said, 'Well, sometimes it's quiet and sometimes it's very noisy.' 'Is it a dog?' Beth asked but she was wrong again.

'OK. Fifth sense, Mum,' said Beth. 'What does it smell like?'

Mum said, 'Well, sometimes it smells nice and sometimes it smells (**5**) ..... !'

'I know,' said Beth. 'It's a new baby!'

Mum said, 'Yes, it's your new baby sister! And she's two days old!'

(6) Now choose the best name for the story.
Tick (✓) one box.

A new person in the family ☐ Beth's new cat ☐ Something good to eat ☐

PHOTOCOPIABLE © Cambridge University Press & Assessment 2023

LIVEWORKSHEETS

Test Units 5–6

Name: .....

Part 4

Read the text. Choose the right words and write them on the lines.

Banana bread recipe

Example Many people all over the world like to .....eat..... bread.

1 Bread is a very healthy food ..... it gives people energy

2 ..... work, play or study.

3 It's easy to ..... delicious banana bread.

4 First, ... mix the butter and sugar in a big bowl. Then

5 you add ..... egg and some mashed bananas. Next,

6 ..... another bowl, mix flour, baking soda and salt.

7 After that, mix the dry ingredients ..... the wet ones.

8 Put the banana bread in the oven and bake it for ..... hour.

9 Finally, ... the banana bread out of the oven and cut it

10 into slices to eat with ..... friends.

Example	eats	eating	eat
1	because	if	but
2	and	to	or
3	made	makes	make
4	it	you	he
5	an	a	any
6	between	over	in
7	with	at	behind
8	one	two	some
9	took	take	taking
10	our	my	your

PHOTOCOPIABLE © Cambridge University Press & Assessment 2023

LIVEWORKSHEETS

Test Units 5–6

Name: .....

Part 5

Look at the picture and read the story. Write some words to complete the sentences about the story. You can use 1, 2, 3 or 4 words.

The elephant



One day, Maria's teacher, Mrs White, came to class with some great news. 'The museum is having a competition! Every class is going to make an animal out of recycled materials,' she said. Maria and the other children were excited.

The children brought materials from home. Soon, the class had 50 paper cups, 6 boxes of newspapers, 2 paper plates and 2 plastic knives. 'What sort of animal are we going to make with these things?' asked the children. Mrs White smiled and said, 'Think of different animals and how you can make them!'

The children made a large space in the centre of the room and began to work. First, they made five very long things out of paper cups. Next, they made a large ball and a small ball out of newspaper.

Finally, they made the animal. The four long legs and a long nose, called a trunk, were made of the paper cups. The head and body were made from painted newspapers. The two ears were made of paper plates. The two long teeth, called tusks, were made of plastic knives. It was a beautiful elephant!

Examples

Mrs White is Maria's ....teacher.... .

Mrs White had ....some great news.... for Maria and her classmates.

Questions

1 There was a competition at the ..... .

2 Children had to make ..... from recycled materials for the competition.

3 The children felt ..... about the competition.

PHOTOCOPIABLE © Cambridge University Press & Assessment 2023

LIVEWORKSHEETS

4 The children used all kinds of ..... that they got from home.

5 They had ..... of newspapers.

6 The elephant's legs were made of the ..... .

7 The children used ..... to make the elephant's tusks.

PHOTOCOPIABLE © Cambridge University Press & Assessment 2023

LIVEWORKSHEETS

Test Units 5–6

Name: .....

Part 6

Read the letter and write the missing words. Write one word on each line.

Example .....Dear..... Lucy,

1 Yesterday was my birthday ..... my family and I went to a restaurant to have pizza.

2 I watched the cook make the pizza ..... the kitchen.

3 First, she ..... the dough out of flour and water.

4 Then she threw ..... in the air to make it round.
Next, she put tomato on the pizza.
After that she added the cheese, mushrooms and olives.

5 It ..... delicious!
Love,
Mike

PHOTOCOPIABLE © Cambridge University Press & Assessment 2023

LIVEWORKSHEETS

Test Units 5–6

Name: .....

Part 7

Look at the three pictures. Write about this story.
Write 20 or more words.







.....

.....

.....

.....

PHOTOCOPIABLE © Cambridge University Press & Assessment 2023

LIVEWORKSHEETS