SMPK BPK PENABUR BANDAR LAMPUNG
ACADEMIC YEAR 2025/2026
STUDENT WORKSHEETS

Name:

Class:

6.1 Human Skeletal System

1. Which two organ systems make up the musculoskeletal system?
   =

2. The figure shows the human skeletal system.

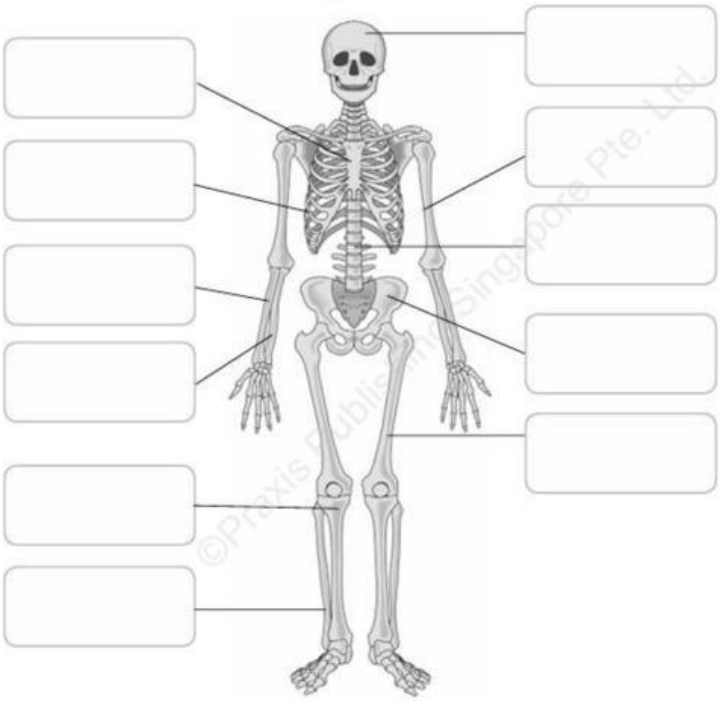

- Radius
- Sternum
- Femur
- Humerus
- Ribs
- Tibia
- Pelvic girdle
- Ulna
- Fibula
- Skull
- Vertebral column

3. Tick (✓) the correct statements and cross (✗) the incorrect statements about the human skeleton.
   (a) The axial skeleton forms the central framework of the body.
   (b) The human skull is composed of 22 bones, including 8 cranial bones and 14 facial bones.
   (c) Sutures are immovable joints that connect the bones of the skull, providing stability and protection for the brain.
   (d) The cranium is a single bone that encases the brain and forms the structure of the face.
   (e) The rib cage consists of 12 pairs of ribs that are attached to the thoracic vertebrae and the sternum.
   (f) The vertebral column is composed of a single continuous bone that runs from the base of the skull to the pelvis.
   (g) All vertebrae in the vertebral column are identical in size and shape.
   (h) The appendicular skeleton consists only of the bones in the hands and feet.

LIVEWORKSHEETS

4. Identify the structures of the vertebral column and match them with the correct diagrams.

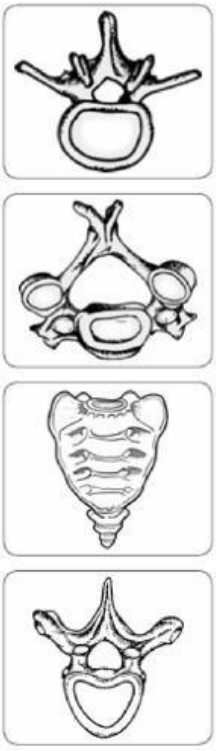

5. The figure shows parts of the upper limb and lower limb.

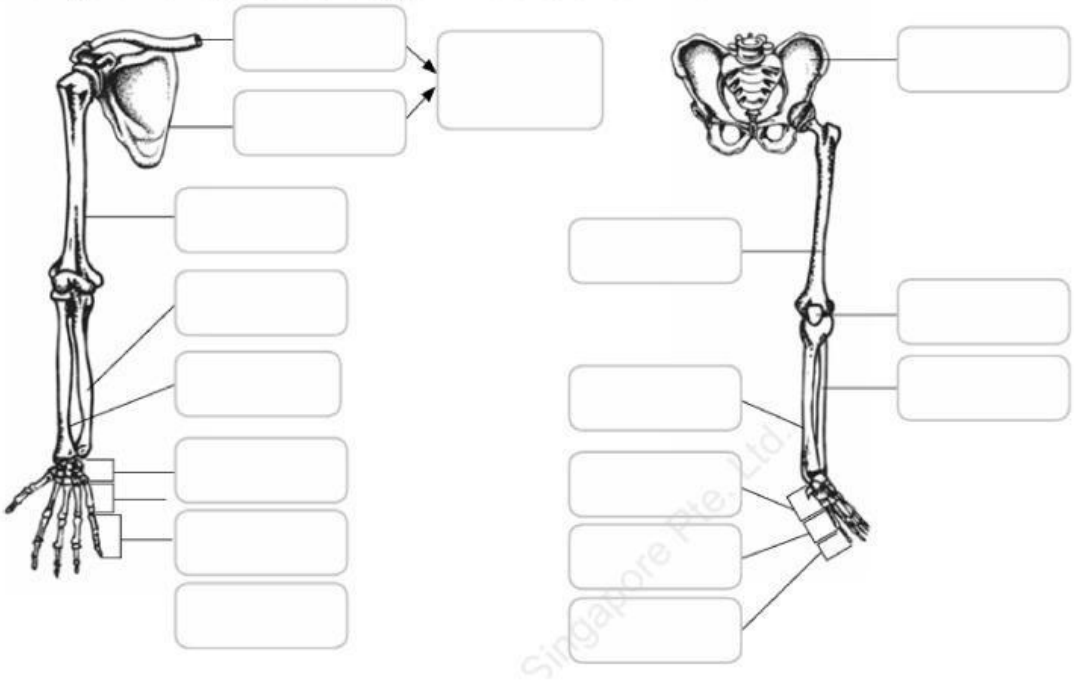

LIVEWORKSHEETS