



ENGLISH WORKSHEET



# DEVELOP LIVE WORKSHEET

TO IMPROVE STUDENT LEARNING:

*in procedure text lesson*



**Lecturer:**

**Proff.Dr.INDAH TRI PURWANTI, M.App.Ling.**

( major : English education program,  
faculty teacher and training,  
university of Riau )



**Group Members:**

- Widi Aminarti
- Aurelia Danisha A
- Fellisa Nabilla Putri A



 **LIVEWORKSHEETS**

# Procedure Text



Explore and Learn

Embedded Presentation (PowerPoint)



Click to insert  
PowerPoint presentation

Embedded Video (YouTube)



Click to insert  
YouTube video link



Watch the video and explore the presentation carefully.  
Then, answer the questions below.

1 What is a Procedure Text?

2 What is the purpose of a Procedure Text?

# Listen and Discover



Spotify Audio Link



Click to insert  
Spotify audio link

Online Article / News Link



Click to insert  
article / News link



Listen to the audio and read the article.  
Then, complete the activities below.

## Activity 1: Complete the table.

Source	New Information I Learned
Audio	
Article	

### Reflection Question:





What information appears in both sources?



# Activity 1: Identify the Generic Structure



Read the Procedure Text provided by your teacher.

Generic Structure	Answer
<b>Goal</b> 	
<b>Materials</b> 	
<b>Steps</b> 	



How many steps are there in the text?






# Activity 2:

## Analyze Language Features



Read the text again and find the language features.

Language Feature	Example from the Text
<b>Imperative Verbs</b> 	
<b>Action Verbs</b> 	
<b>Sequencing Words</b> 	

**Additional Activity:**  
Circle the sequencing words.

First

Next

Then

After that

Finally

## Activity 3: Critical Thinking



Answer the questions based on the text.

**1** Why does the writer use imperative verbs?

**2** Why should the steps be followed in order?

**3** What might happen if one step is skipped?

**4** Which step is the most important? Why?



# Activity 4: Create Your Own Procedure Text



Write your own simple Procedure Text.

## Choose one topic:

- How to Make Tea
- How to Wash Your Hands
- How to Make Instant Noodles
- My Own Topic: \_\_\_\_\_

## Goal:

## Materials:

## Steps:

1. \_\_\_\_\_
2. \_\_\_\_\_
3. \_\_\_\_\_
4. \_\_\_\_\_
5. \_\_\_\_\_

## Self-Checklist

- I wrote a Goal.
- I wrote Materials.
- I wrote the Steps.
- I used sequencing words.
- I used imperative verbs.

