



RECOUNT TEXT INTERACTIVE DIGITAL BOOK

★ FOR GRADE XIII



START YOUR JOURNEY!

INTRODUCTION

School subject: English

Class: VII

Time allocation: 2x45 minutes

worksheet title: Recount Text

develop by : Annisa Asrafvy Pratiwi,
Nadella Syahfitri, Nazwa Nabila Karimah

Hi





LEARNING OUTCOME

WHAT YOU WILL ACHIEVE:

By the end of this chapter, students are expected to use spoken, written, and visual texts in English to communicate according to the situation, purpose, and audience. Recount text becomes the main reference in learning English in this phase, where students are guided to understand its meaning, purpose, and generic structure. Students are also expected to use English to express their experiences and discuss topics that are close to their daily lives, particularly through the use of correct language features such as simple past tense, time connectives, and action verbs.

LEARNING OBJECTIVE

AFTER LEARNING, STUDENTS ARE EXPECTED TO BE ABLE TO:

1

Students define recount text and state its communicative purpose.

2

Students label each paragraph of a recount text with the correct generic structure.

3

Students explain at least three language features found in recount texts with examples.

4

Students write a minimum of three paragraphs recounting a memorable past event using correct tense and structure.



LET'S

START

LEARNING

HAVE YOU EVER?

Have you ever told a story about something that happened to you?

Tap the option that best describes you — then see what it has to do with today's lesson!



I WRITE IN A DIARY OR JOURNAL.



I TELL STORIES TO FRIENDS OR FAMILY.



I POST ABOUT IT ON SOCIAL MEDIA.



NOT REALLY — I DON'T USUALLY DO THIS.

BRAINSTORMING



Answer this question

1

WHERE DO YOU THINK THIS FAMILY IS? WHAT CAN YOU SEE IN THE PICTURE?

2

WHAT ARE EACH FAMILY MEMBER DOING? DESCRIBE AT LEAST TWO OF THEM.

3

HOW DO YOU THINK THEY FEEL? GIVE 3 WORDS THAT DESCRIBE THEIR FEELINGS!

WATCHING TIME



READING TIME



Last month, my classmates and I went on a camping trip to Lake Toba for two days. We went there to enjoy nature and spend time together. It was my first camping experience, so I felt very excited and nervous.

First, we prepared our camping equipment and traveled by bus in the morning. After arriving at the campsite, we set up our tents and cooked lunch together. Then, we played games near the lake and took many pictures. In the evening, we sat around the campfire, sang songs, and shared funny stories. The next morning, we went hiking and enjoyed the beautiful scenery.

Finally, we packed our things and returned home. Although I felt very tired, I was also very happy because I had a wonderful experience with my friends. I hope I can go camping again someday.*

WHAT KIND OF TEXT THIS?

The text is a recount text. A recount text is a text that retells past events or experiences in chronological order. Its purpose is to inform or entertain the reader.

Analyzing a Recount Text

My Camping Trip to Lake Toba

GENERIC STRUCTURE

1. ORIENTATION (Pengenalan)

Last month, my classmates and I went on a camping trip to Lake Toba for two days. We went there to enjoy nature and spend time together. It was my first camping experience, so I felt very excited and nervous.

Time Expression
(Keterangan waktu)

Participants
(Pelaku)

Place
(Tempat)

Duration
(Lama kegiatan)

Personal Background
(Latar belakang pribadi)

2. EVENTS (Rangkaian Peristiwa)

First, we prepared our camping equipment and traveled by bus in the morning.

After arriving at the campsite, we set up our tents and cooked lunch together.

Then, we played games near the lake and took many pictures.

In the evening, we sat around the campfire, sang songs, and shared funny stories.

The next morning, we went hiking and enjoyed the beautiful scenery.

Sequence Marker
(Penanda urutan)

Action Verbs
(Past Tense)

Time Connector
(Penghubung waktu)

Activities
(Kegiatan)

3. REORIENTATION (Penutup)

Finally, we packed our things and returned home. Although I felt very tired, I was also very happy because I had a wonderful experience with my friends. I hope I can go camping again someday.

Closing Marker
(Penanda penutup)

Action Verbs
(Past Tense)

Personal Feelings
(Perasaan)

Hope / Closing Statement
(Harapan / Penutup)

LANGUAGE FEATURES OF RECOUNT TEXT



1. PAST TENSE VERBS

went, prepared, traveled, arrived, set up, cooked, played, took, sat, sang, shared, went hiking, enjoyed, packed, returned, felt



2. TIME EXPRESSIONS

- Last month
- In the morning
- After arriving
- In the evening
- The next morning
- Finally



3. SEQUENCE CONNECTORS

- First
- After
- Then
- In the evening
- The next morning
- Finally



4. PERSONAL PARTICIPANTS

- I
- My classmates and I
- We



5. ACTION VERBS (PAST TENSE)


prepared, traveled, cooked, played, took, sat, sang, shared, went, enjoyed, packed, returned





6. PERSONAL FEELINGS

excited, nervous, tired, happy, wonderful

KETERANGAN WARNA

 Orientation
(Orientasi)

 Events
(Peristiwa)

 Reorientation
(Penutup)

 Language Features

GENERIC STRUCTURE OF RECOUNT TEXT

ORIENTATION

Introduces who, where, and when the event happened.

EVENTS

Tells the events in order from beginning to end.

RE-ORIENTATION

Closes the story and expresses the writer's feeling or opinion.

THE PURPOSE OF RECOUNT TEXT

1

To retell past events or experiences

Recount text is used to tell about events or experiences that happened in the past.

2

To inform readers about past events

It gives information about what happened, where it happened, and when it happened.

3

To entertain readers by sharing experiences

It can make readers interested and enjoy the story or experience being told.