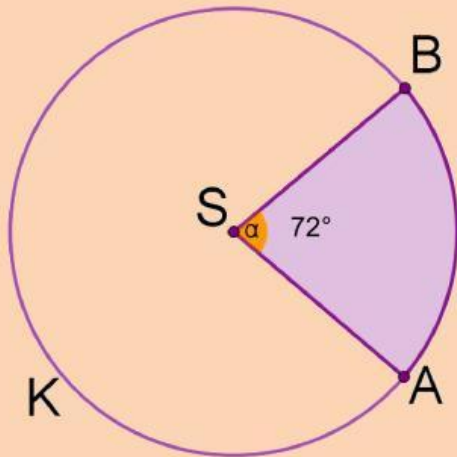


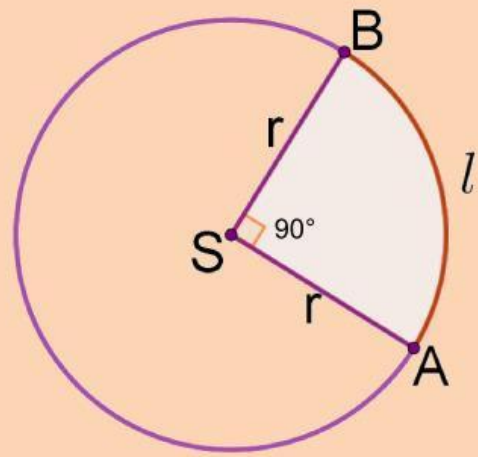
Duljina kružnog luka i površina kružnog isječka

Ako je polumjer svake kružnice 30 cm, upiši kolika je duljina kružnog luka i površina kružnog isječka.



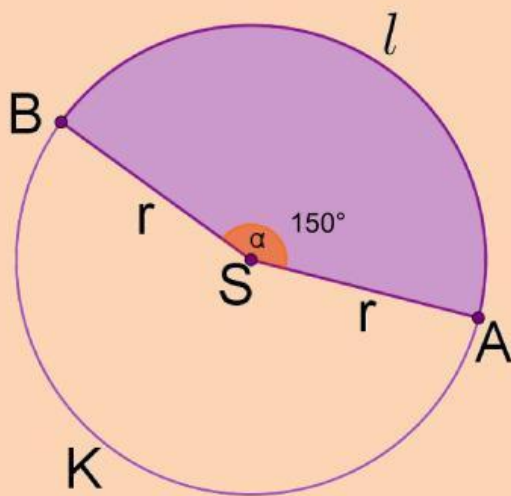
$$l = \pi \text{ cm}$$

$$P = \pi \text{ cm}^2$$



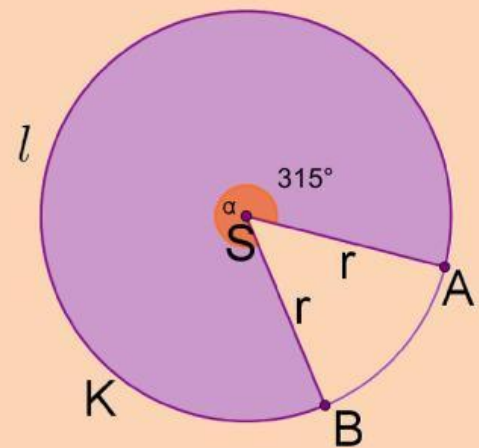
$$l = \pi \text{ cm}$$

$$P = \pi \text{ cm}^2$$



$$l = \pi \text{ cm}$$

$$P = \pi \text{ cm}^2$$



$$l = \pi \text{ cm}$$

$$P = \pi \text{ cm}^2$$