


Exercise 1.1

Focus: Identifying types of distractors for Part 1 items.

Directions: There are five photographs taken from the Sample Test section. The sentences spoken about them are printed next to the photographs. Identify each sentence according to the following system:

- M = Meaning problem
- S = Sound problem
- M + S = Meaning + sound problem
- C = Correct answer


 Now start the audio program.

1.



- (A) The couple is painting the wall.
- (B) The woman is pushing a stroller.
- (C) They're hanging a painting on the wall.
- (D) They're planting a garden.

2.



- (A) There is a lock on the door.
- (B) There are some cards on a rack.
- (C) There is a card in the time clock.
- (D) There are several cars lined up.

3.



- (A) The trains are passing through a tunnel.
- (B) An empty train is passing a loaded one.
- (C) One train is far ahead of the other one.
- (D) Both trains are loaded with coal.

4.



- (A) He's pushing a steel barrel.
- (B) He's going the wrong way.
- (C) He has just stepped out of the shadow.
- (D) He's waiting at a stop sign.

5.



- (A) The man is holding the book open.
- (B) They're standing by themselves.
- (C) The books are all of different sizes.
- (D) The woman is pointing at the page.

A. Sentences with Meaning Problems

This is the most common type of distractor. Sentences of this type in some way contradict what is seen in the photograph. Some common types of meaning problems are listed below, but many other types are heard during the test.

Meaning Problem	Example
1. The sentence misrepresents the location.	The photograph shows a man eating in a hospital bed. The sentence says, "He's eating out at a restaurant."
2. The sentence misrepresents the photograph's "environment."	The photograph shows people in light clothing sitting in the sun. The sentence says, "It's cold and rainy today."
3. The sentence misrepresents the spatial arrangement.	The photograph shows a car parked behind a fence. The sentence says, "The car is in front of the fence."
4. The sentence misrepresents a person's activity.	The photograph shows a person writing a note. The sentence says, "She's reading from her notebook."
5. The sentence misrepresents a person's facial expression or "body language."	The photograph shows people in an audience with interested and attentive expressions. The sentence says, "They seem to be bored by what they're seeing."
6. The sentence assigns characteristics of one person or thing to another person or thing.	The photograph shows a tall man wearing a hat and a shorter man with glasses. The sentence says, "The tall man is wearing glasses."
7. The sentence misidentifies an object.	The photograph shows a scientist looking through a microscope. The sentence says, "He's using a telescope."
8. The sentence identifies people in a scene with no people.	The photograph shows an empty swimming pool. The sentence says, "The pool is crowded with swimmers today."
9. The sentence misidentifies the material something is made of.	The photograph shows a woman sitting on a stone wall. The sentence says, "The wall is made of wood."
10. The sentence misidentifies a background detail as a central feature of the photograph.	The photograph shows a man walking through an airport. There is a telephone in the background. The sentence says, "The man is talking on the telephone."

Exercise 1.2

Focus: Identifying distractors involving errors in meaning and recognizing sentences with correct meanings.

Directions: Look at each of the photographs below. You will hear a number of sentences describing each one. Decide if the sentence is true (T) or false (F) according to what you see in the picture. There may be more than one true sentence about each photograph, or there may be no true sentences.



Now start the audio program.

1.



- A. T F
- B. T F
- C. T F
- D. T F
- E. T F
- F. T F

2.



- A. T F
- B. T F
- C. T F
- D. T F

3.



- A. T F
- B. T F
- C. T F
- D. T F
- E. T F
- F. T F

4.



- A. T F
- B. T F
- C. T F
- D. T F
- E. T F
- F. T F

5.



- A. T F
- B. T F
- C. T F
- D. T F
- E. T F

6.



- A. T F
- B. T F
- C. T F
- D. T F
- E. T F

7.



- A. T F
- B. T F
- C. T F
- D. T F
- E. T F
- F. T F
- G. T F

8.




- A. T F
- B. T F
- C. T F
- D. T F
- E. T F
- F. T F

10.



- A. T F
- B. T F
- C. T F
- D. T F
- E. T F
- F. T F

9.



- A. T F
- B. T F
- C. T F
- D. T F
- E. T F
- F. T F

11.




- A. T F
- B. T F
- C. T F
- D. T F
- E. T F

12.



- A. T F
- B. T F
- C. T F
- D. T F
- E. T F

14.



- A. T F
- B. T F
- C. T F
- D. T F
- E. T F
- F. T F

18.



- A. T F
- B. T F
- C. T F
- D. T F
- E. T F
- F. T F

15.



- A. T F
- B. T F
- C. T F
- D. T F
- E. T F