



Part B. Reading and Writing

1 Look and read. Put a tick (✓) or a cross (×) in the box.


Questions

1.  It is hot and sunny.


2. 
Monday On Monday, I feed my cat.

3.  I go to sleep in the morning.

4.  The apples float.

5.  I can paint a train.

2 Look and read. Write Yes or No.



Examples

They are at the beach.

..... **Yes**

There is a ball in the water.

..... **No**

Questions

1. The boys are sad.

.....

2. There is a boy swimming in the sea.

.....

3. There is a baby on the boat.

.....

4. The boys are playing the pianos.

.....

5. It is hot and sunny.


3 Look at the pictures. Look at the letters. Write the words.



c/l/o/d



y/d/c/l/o/u



s/n/n/u/y



r/a/i/y/n




w/d/i/y/n

4 Read, circle and write.

0. This is *bread*

bread
yogurt



1. It's cold. Put on a

jacket
sunglasses



2. I drive a car Friday.


in
on



Friday


3. The apple

floats
doesn't float



4. The paper clip

floats
doesn't float



5. do you do on Sunday?

I feed my cat.

What
Where



5 Order the words into correct sentences.

1. On Sunday / , / sing a song / ! / . /

→

2. The / floats / apple / . /

→

3. The / doesn't float / ruler / . /

→

4. It's / cloudy / a / day / . /

→

5. to / Listen / the rain / . /

→