



















# A2 LISTEN AND TICK 10



Listen and check the box. There is one example.

|  |   |  |
|--|---|--|
| <p> EXAMPLE: What must Helen take to the club this week?</p>   |   |  |
|  <input type="checkbox"/>   |  <input checked="" type="checkbox"/> |  <input type="checkbox"/>   |
| <p> 1. What is Mum going to buy?</p>   |   |  |
|  <input type="checkbox"/>   |  <input type="checkbox"/>            |  <input type="checkbox"/>   |
| <p> 2. What are they going to have for lunch?</p>  |   |  |
|  <input type="checkbox"/>  |  <input type="checkbox"/>           |  <input type="checkbox"/>  |
| <p> 3. What new food will Sophia eat?</p>  |   |  |
|  <input type="checkbox"/> |  <input type="checkbox"/>          |  <input type="checkbox"/> |
| <p> 4. What did Michael eat every day for breakfast?</p>   |   |  |
|  <input type="checkbox"/> |  <input type="checkbox"/>          |  <input type="checkbox"/> |
| <p> 5. What did Michael have for dinner on the first night?</p>  |   |  |
|  <input type="checkbox"/> |  <input type="checkbox"/>          |  <input type="checkbox"/> |