Date:.....

# 1.2 In the classroom



## Let's learn

**In the classroom**



a table



tables



a computer



computers



a whiteboard



whiteboards



a chair



chairs



a crayon




crayons



a book



books



a teacher




teachers



a boy



boys



a girl



girls



a clock



clocks

LIVEWORKSHEETS

## What colour is it?

red

blue

green

yellow

pink

purple

orange

white

brown

black

or

or

or



a **red** ruler



a **blue** book

same

different

LIVEWORKSHEETS

## Let's practice

**1 Read and colour.**

1. 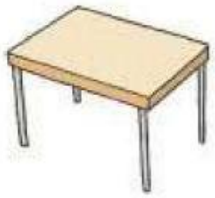 a brown table

2. 

a blue book

3.  an orange chair

4.  a green crayon

5.  a yellow clock

6.  a pink computer

**2 Help Max find his crayons. Then tick (✓) or (×).**



1. The blue crayon is under the table. ☑
2. The red crayon is next to the pencil. ☐
3. The orange crayon is on the chair. ☐
4. The purple crayon is next to the pencil case. ☐

LIVEWORKSHEETS

## 3 Look and read. Write Yes or No.



**Examples**

The pencil is white. ..No..

The bag is brown. ..Yes..

**Questions**

1. The chair is purple. .....

2. The table is orange. .....

3. The pen is green. .....

4. The crayon is blue. .....

5. The book is red. .....

LIVEWORKSHEETS