

Date:.....

# 1

# Welcome to school

## 1.1 What do you do at school?



Let's learn

### In the classroom



a table



tables



a computer



computers



a whiteboard



whiteboards



a chair



chairs



a crayon



crayons



a book



books



a teacher



teachers



a boy



boys



a girl



girls



a clock



clocks





## Let's practice

1 Look and read. Put a tick (✓) or a cross (×) in the box.

### Examples



This is a book.



This is a girl.



### Questions

1.



This is a computer.




2.



This is a teacher.



3.



These are crayons.



4.



This is a whiteboard.



5.



These are chairs.



2 Look at the pictures. Look at the letters. Write the words.

Example



b o y

o / y / b

Questions

1.  \_\_\_\_\_ a / i / c / h / r


2.  \_\_\_\_\_ c / l / c / o / k

3.  \_\_\_\_\_ t / a / b / e / l

4.  \_\_\_\_\_ a / c / r / o / n / y

5.  \_\_\_\_\_ m / c / u / p / o / e / t / r


**3 Look, read and circle.**


1.  a book  
books

2.  a chair  
chairs

3.  a crayon  
crayons

4.  a book  
books

5.  a whiteboard  
whiteboards


6.  a table  
tables

**4 Count and write.**

1.  a clock  .....

2.  .....  .....

3.  .....  2 computers

4.  a whiteboard  .....