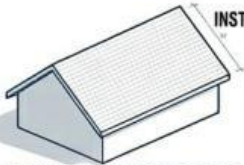


# COMMON ARCHITECTURAL ROOF TYPES

INSTRUCTIONS: Match the roof type names from the Word Bank below to the correct house diagrams and write them in the provided text boxes.

WORD BANK				
GABLE	HIP	SKILLION	LEAN-TO	BUTTERFLY
A-FRAME	MANSARD	GAMBREL	PYRAMID	FLAT
SALTBOX	CLERESTORY	ARCHED/CURVED	SAWTOOTH	COMBINATION



GABLE



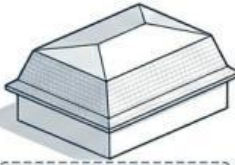
A-FRAME



BUTTERFLY



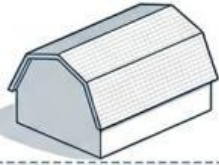
SALTBOX



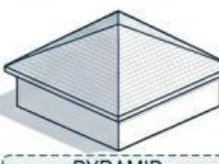
MANSARD



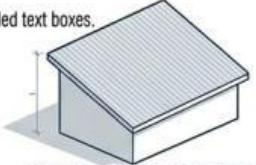
CLERESTORY



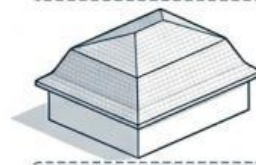
GAMBREL



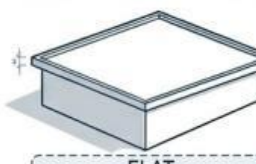
PYRAMID



LEAN-TO



BONNET



FLAT



JERKINHEAD



ARCHED/CURVED



SAWTOOTH



COMBINATION