

Part B. Reading and Writing

1 Look and read. Put a tick (✓) or a cross (×) in the box.

Examples



This is a hat.



This is a cat.



Questions

1.



She is wearing glasses.



2.



They are cutting shapes.



3.



She is wearing a dress.



4.



This is a jacket.




5.



This is a shirt.



2 Look and read. Write Yes or No.



Examples

There are two children.

Yes

There is a clock.

No

Questions

1. The children are in the bedroom.

.....

2. The boy is cutting a rectangle.

.....

3. The boy is wearing a T-shirt.

.....


4. The girl is wearing shoes.

.....

5. The books are on the bed.

.....

3 Look at the pictures. Look at the letters. Write the words.

1.  _____ r / e / d / s / s /

2.  _____ t / s / h / i / r

3.  _____ t / h / a


4.  _____ o / e / h / s / s

5.  _____ t / s / k / i / r

4 Read, circle and write.

0. This is a square

square
rectangle



1. She wearing a hat.

is
are



2. I wearing a dress.

am
is



3. They cutting shapes.

are
is



4. This is a

shoe
shoes



5. are you wearing?

- I am wearing a T-shirt.

What
Where



5 Put the words into the correct order.

1. are / What / wearing / you / ? /

→

2. is / He / glasses / wearing / . /

→

3. are / They / shoes / wearing / . /

→

4. cutting / She/ is / blue / squares / . /

→