

The background is a light pink color with various colorful numbers (0-9) and mathematical symbols (+, -, =, x, /) scattered throughout. In the top right corner, there is an illustration of a young girl with black hair in a ponytail, wearing a red shirt and black shorts, sitting on the floor and playing with colorful stacking rings and wooden sticks. In the center, a large purple cloud contains the title text. Below the cloud, there is an illustration of a young boy with brown hair, wearing a yellow shirt, smiling and holding a wooden abacus. The numbers 0, 1, 2, 3, 4, 5, 6, 7, 8, and 9 are also scattered around the boy.

# LKPD Matematika

Penjumlahan dan Pengurangan

Kelas 1



Nama : .....

Kelas : .....



## Ayo Menjumlahkan Benda!

Hitunglah banyak benda, lalu tuliskan hasil penjumlahannya!

1.  +  =

2.  +  =

3.  +  =

4.  +  =

5.  +  =



## Mari Menghitung!

Hitunglah Penjumlahan di bawah ini dengan benar!!

1  $3 + 6 =$

6  $2 + 3 =$

2  $10 + 4 =$

7  $7 + 5 =$

3  $5 + 2 =$

8  $4 + 4 =$

4  $2 + 8 =$

9  $8 + 6 =$

5  $3 + 5 =$


10  $9 + 3 =$




# Ayo Jawab!!

Hitung benda yang tersisa, lalu tuliskan angkanya!

A.  =


B.  =



C.  =



# Ayo Jawab!!

Hitunglah banyak benda, lalu tuliskan hasil pengurangannya!

1.  -  =

2.  -  =

3.  -  =



# Ayo Menjodohkan!

Pasangkan soal dengan jawabannya yang benar!

$5 + 6$

10

$6 + 6$

13

$4 + 9$

6

$8 + 2$

12

$2 + 4$

11



Kerjakan dengan teliti dan jujur  
yaaa!!!! 

