

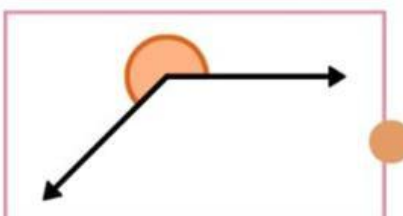
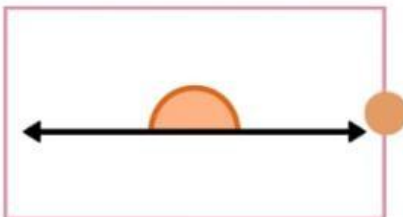
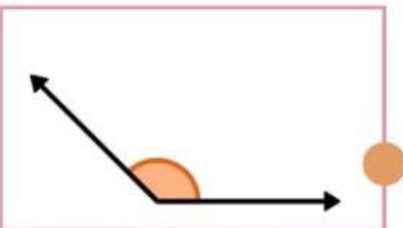
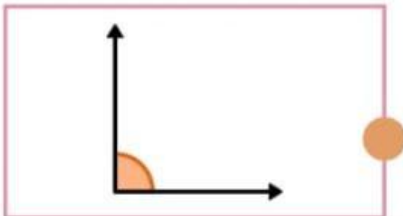
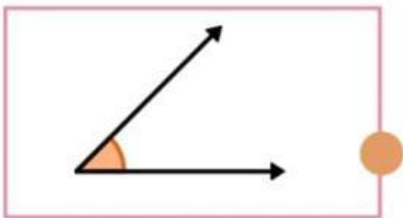
# LATIHAN 1

## JENIS-JENIS SUDUT

Nama: \_\_\_\_\_

Kelas: \_\_\_\_\_

Amati sudut berikut. Hubungkan gambar sudut dengan nama sudut yang sesuai!



Sudut Tumpul

Sudut Lancip

Sudut Siku-siku

Sudut Refleks

Sudut Lurus

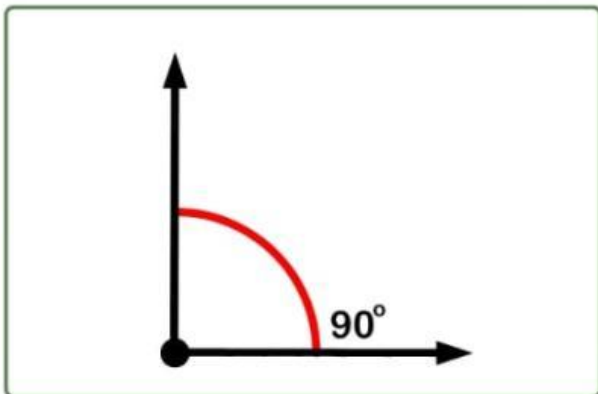
# LATIHAN 2

## SUDUT DAN BESARNYA

Nama: \_\_\_\_\_

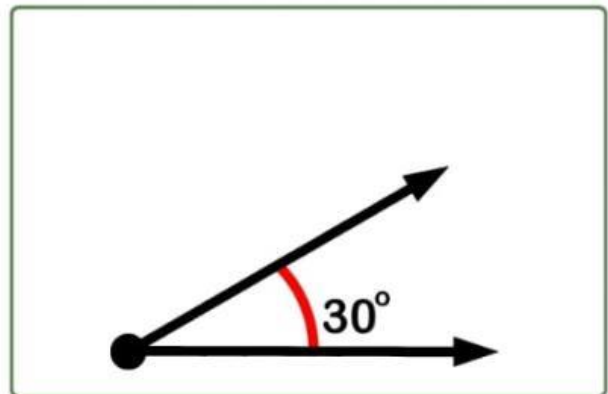
Kelas: \_\_\_\_\_

Amatilah gambar sudut di bawah ini. Tuliskan nama jenis sudut berdasarkan besar sudutnya dengan tepat!

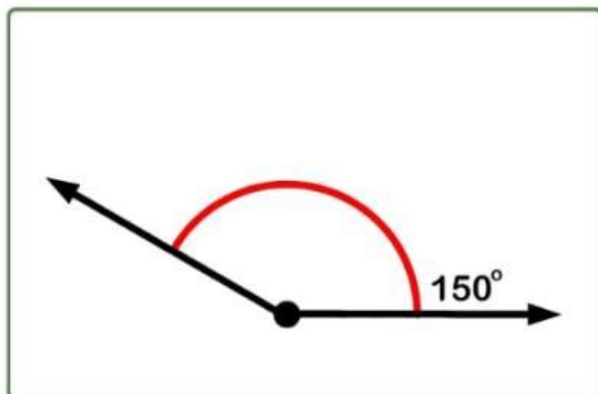


Sudut siku-siku

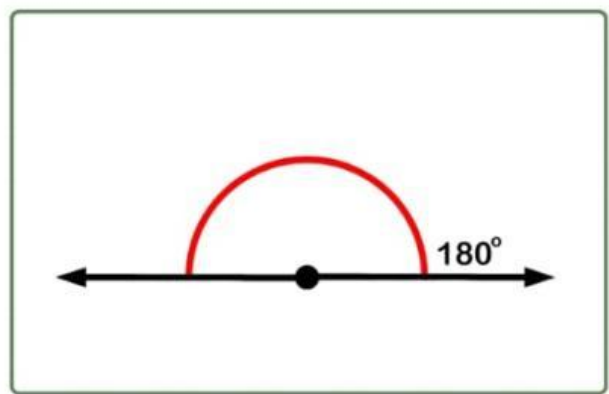
.....



.....



.....



.....

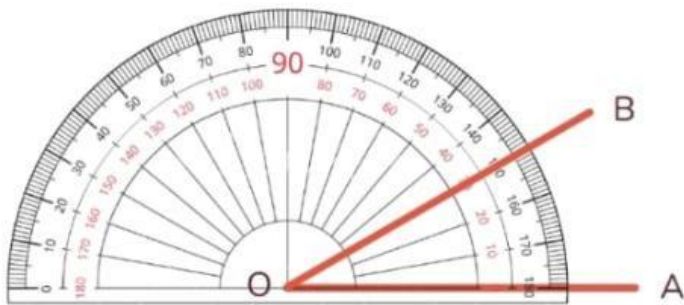
# LATIHAN 3

## MENGUKUR SUDUT MENGGUNAKAN BUSUR DERAJAT

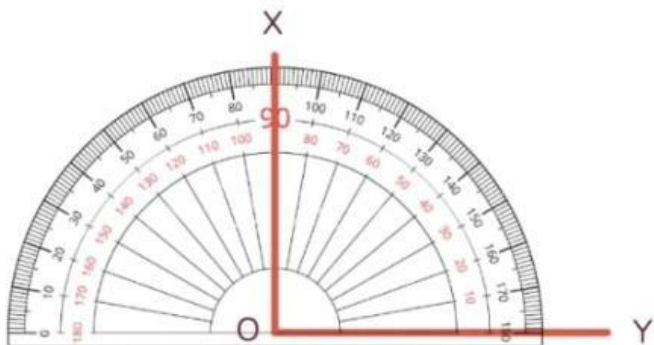
Nama: \_\_\_\_\_

Kelas: \_\_\_\_\_

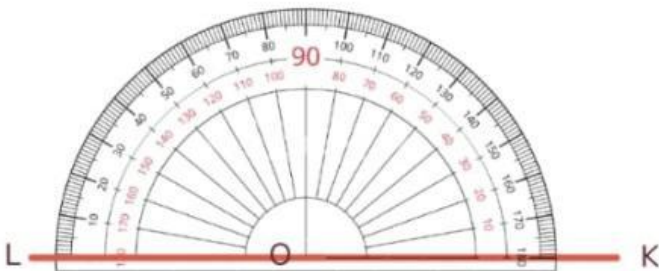
Nyatakan ukuran sudut yang ditunjukkan dengan menggunakan busur derajat.



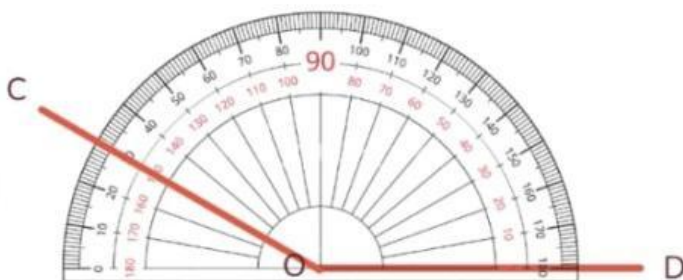
$\angle AOB = \dots\dots\dots$



$\angle XOY = \dots\dots\dots$



$\angle KOL = \dots\dots\dots$



$\angle COD = \dots\dots\dots$

# LATIHAN 4

## MENGGAMBAR DAN MENGUKUR SUDUT MENGUNAKAN BUSUR DERAJAT

Nama: \_\_\_\_\_

Kelas: \_\_\_\_\_

Gambarlah sudut sesuai besar derajat yang tertera, menggunakan busur derajat.

