AT THE HAIRDRESSER'S

Useful words

A hairdresser / hairstylist

A barber

A hairdresser's

A barber's (shop)

Shampoo

Conditioner

Scissors

Hair gel

A beard

A moustache

Highlights

Fringe ("bangs" in US English)

A haircut

A razor

A hair trimmer

A basin/washbasin/sink

A sideburn

A parting

Hairspray

A brush

A comb

A hairdryer

A wig

What you say

- I'd like to have a haircut, please.
- I'd like a trim, please.
- I'd like to have a blow dry, please.
- I'd like my hair dyed blonde/ black/brown, please.
- I'd like to have a short back and sides.
- I'd like to get my hair thinned out.
- I'd like to have a perm, please.
- I'd like to have my hair curled, please.
- Could you straighten my hair, please?
- Could you take a bit off the back and sides, please?
- Could you cut off any split ends, please?
- Just take a bit off the top, please.
- Leave it a little longer at the front/back/top/sides.
- Cut it a little shorter at the front/back/top/sides.
- Leave the sideburns, please.
- Just leave it like that, please.
- That's great, thanks.

What you hear

- Would you like me to wash it first?
- Would you like some conditioner?
- Come this way, please.
- How would you like it?
- Cut and blow dry?
- What can I do for you?
- Would you like some hair gel?

Dialogue: At the hairdresser's

Jim is at the hairdresser's getting a hair cut. **J=Jim H=Hairdresser**

J: I'd like a **(1)** _____, please?
H: Do you have an **appointment**?
J: No.
H: Actually, we're not that **busy** right now. Could you come over here to the **washbasins**, please? *(The hairdresser washes his hair.)* So, how would you like it?
J: Could you just trim the **fringe**, and cut a bit off the **(2)** _____ and sides, please?
H: Anything off the top?
J: Erm, just leave it actually. Perhaps just cut the **(3)** _____, but I'd rather have it longer on **(4)** _____.
H: OK. *(She cuts his hair.)* So, do you work round here?
J: Yeah. In the high **(5)** _____. Actually, don't take too much off the sides, please. I want a bit over the top of my **(6)** _____.
H: No problem. Nice day, isn't it? *(She finishes the hair cut.)* How's that, then?
J: Yes, that **(7)** _____ great. Erm, actually, could you take a bit more off the back, but leave the **(8)** _____ as they are, please?
H: OK

GLOSSARY

a trim *n*
a haircut that involves cutting off a small amount of hair
to dye *vb*
to change the colour of your hair by using chemicals
to curl *vb*
to make your hair curly (with little round rings)
to straighten *vb*
to make your hair straight (with no curls)
split ends *n*
if you have "split ends", some of your hairs are damaged and split (divided) at the end
sideburns *n*
hair on the side of the face
an appointment *n*
if you have an "appointment" at the hairdresser's (for example), you have arranged to go there at a specific time
busy *adj*
with a lot of customers
a washbasin *n* an object in a bathroom in which you can wash your hands/hair, etc
a fringe *n*
a line of hair that covers your forehead

LIVEWORKSHEETS

GIVING DIRECTIONS

Vocabulary

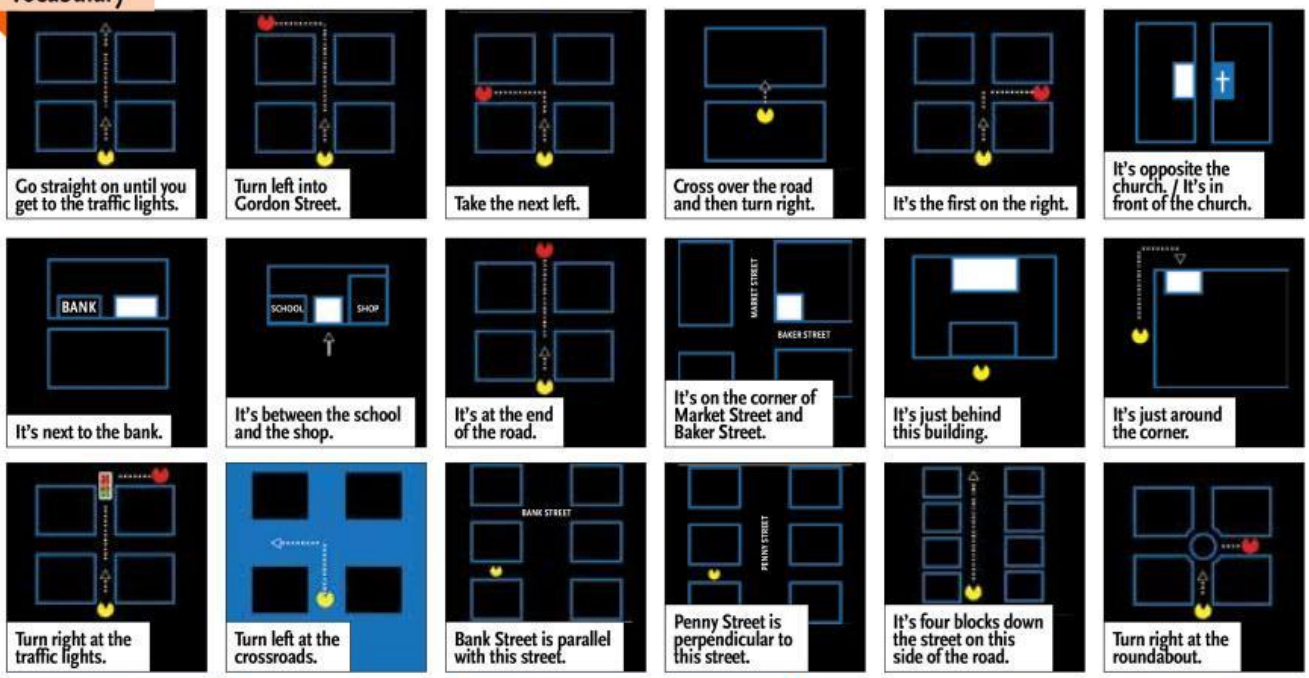

Useful expressions

- Go straight on until you come to a crossroads.
- Turn left into Gordon Street.
- Take the next left.
- Take the second road on the left.
- Turn right at the traffic lights.
- It's opposite the church.
- It's next to the bank.
- It's between the school and the shop.
- It's at the end of the road.
- It's on the corner of Market Street and Baker Street.
- It's just behind this building.
- It's in front of the school.
- It's just around the corner.
- Bank Street is parallel with this street.
- Penny Street is perpendicular to this street.
- It's four blocks down the street on this side of the road.
- Turn right at the roundabout.
- I'm trying to get to the museum.
- Do you know where the post office is?
- What's the best way to get to the train station?

Dialogue: Giving directions

Listen and complete with the words from below.

east | **bank** | **school** | **roundabout**

Lenny has just arrived in London. He's a bit lost and so he decides to ask a passer-by for directions.

Lenny: Erm, excuse me, I'm trying to find a pub called the Cock & Bull. Could you point me in the right direction?

George: Ah... the Cock & Bull. I know it well. Excellent pub.

Lenny: Oh, great. I'm new to the city and I'm supposed to meet a friend there, but I haven't got a clue where I am.

George: Right. Go straight ahead. Then, take the **(1)** _____ road on your left. That's Queen Street. Follow it until you pass a **(2)** _____, and then... No, hang on. That's not right.

Lenny: Oh... erm, I can ask someone else if you're not sure.

George: No, no. I know London like the back of my hand... OK. Ignore everything I just said. From here, you want to get onto Charles Street, which is parallel to this street. Then walk **(3)** _____ about 500 metres until you see an old **(4)** _____. Turn right at the church and... Wait a minute...

Lenny: I've got a map here...

George: I don't need a map. I've lived here all my life. And the Cock & Bull isn't far. Excellent pub, by the way. They do a fantastic steak and kidney pie... Or was it steak and mushroom? Anyway. Go about four hundred metres that way and when you get to a **(5)** _____, hang a left. Walk for another two minutes and you'll see a **(6)** _____ on the opposite side of the road. The pub is just next to the bank. You can't miss it.

Lenny: Great! Thank you!

George: No, hold on... That's where the pub used to be. It moved 15 years ago.

Lenny: Maybe I should ask someone else.

George: No, no, I'm your man. I practically live at the Bear & Bull.

Lenny: You mean the Cock & Bull.

George: No, the Bear & Bull.

Lenny: I'm trying to get to the Cock & Bull.

George: The Cock & Bull? No idea! Never heard of it! Goodbye!

LIVEWORKSHEETS

TRACK 33

THE CAR

Vocabulary

Wing mirror (side-view mirror; side mirror)

Bonnet ("hood" in US English)

Boot ("trunk" in US English)

Petrol tank ("gas tank" in US English)

Battery

Wheel

Tyre

Clutch

Driving seat

Car keys

Door

Roof

Accelerator

Windscreen wipers

Gears

Steering wheel

Useful expressions

- I need to fill up the petrol tank.
- The rear-view mirror is broken.
- You need to lift the bonnet up.
- The battery is low.
- The tyre is flat.
- I can't get it into first gear.
- The door won't open.
- Don't forget to put the hand-brake on.
- Put your headlights on.
- **Dim** your lights.
- You need to turn your windscreen wipers on.
- You can sit in the passenger seat.
- The bodywork is scratched.

GLOSSARY

to dim *vb*
to reduce the brightness of
bodywork *n*
the "bodywork" of a car is the outside, metal part of it
to take someone for a spin *exp*
to take someone for a ride in your car

Dialogue: The car

Sarah is showing Michelle her new car.

Michelle: Nice car.
Sarah: Yes, I got it last week. It was only £300.
Michelle: That's great.
Sarah: Yes, it's a bargain. It's only fourteen years old.
Michelle: Mmm... The **bodywork** is a bit scratched, isn't it?
Sarah: Yes, well, it needs a bit of paint on it.
Michelle: And one of the **(1)** _____ is broken, isn't it?
Sarah: Yeah, I'll have to get that repaired.
Michelle: Does it **(2)** _____ ?
Sarah: Of course it does. Look. *(She starts the car.)* You see?
Michelle: Come on then, **take me for a spin**.
Sarah: OK. Jump in. I'll take you home.
Michelle: The **(3)** _____ are a bit stiff, aren't they?
Sarah: Yes, it doesn't really go into **(4)** _____ gear. I have to skip from first gear to third gear. The **(5)** _____ don't work either.
Michelle: What? You mean you can't stop it?
Sarah: Yes, of course I can stop. We've got the **(6)** _____-brake.
Michelle: The hand-brake? Well, don't go too fast. I think you should **(7)** _____ down a bit. Erm, I think... erm, let me out.
Sarah: OK. Hang on. I'm going to **(8)** _____ the car.
Michelle: Well, thanks. I think I can **(9)** _____ from here.
Sarah: Are you sure?
Michelle: Quite sure. See you later.
Sarah: Bye.

LIVEWORKSHEETS

DRIVING IN THE CITY

Vocabulary

Traffic light

Zebra crossing / pedestrian crossing

Rush hour
(the time when people travel to or from work)

Kerb

Roundabout

Pedestrian crossing

Speed bump

Traffic jam

Turning

Tunnel

Bridge

Dead-end street / cul-de-sac

Pedestrian

Useful expressions

- There's a zebra crossing just ahead.
- Take the first turning on the right.
- This is a dead-end street.
- You need to go over the bridge.
- The rush-hour traffic is terrible.
- We got caught in a traffic jam.
- You need to go through the tunnel.
- Turn right at the roundabout.

Dialogue: Driving in the city

Sally is driving when she gets into an argument with a pedestrian.

A=Alan S=Sally

A: Hey, watch out! That's a red light, and I'm on a pedestrian **(1)** _____ !

S: Sorry! Are you OK?

A: I'm all right, but your front wheel is on the **(2)** _____ .

S: I'm just so tired. I've been stuck in a traffic **(3)** _____ for two hours and I didn't get any sleep last night.

A: That's hardly my problem. And in case you didn't know, this is a dead-end **(4)** _____ .

S: Whoops! I'm a bit lost. You don't happen to know where Marstone Street is, do you?

A: Yep.

S: So, erm, could you, erm, give me **(5)** _____ ?

A: OK. Drive straight on for about 350 metres.

S: OK. Straight on.

A: When you get to the traffic **(6)** _____ , take the first turning on the left and then drive straight on again.

S: Traffic lights. First turning, erm, left.

A: Then, after about another 200 metres and a few speed **(7)** _____ , you get to a roundabout...

S: A roundabout...

A: ...and you take the first **(8)** _____ on the right.

S: ...on the right.

A: Then, you go over a bridge and through a **(9)** _____. Then, you turn right and then left and then right again, and it's just there on the left.

S: A bridge. A tunnel. Right, left, right... OK. I think I've got it.

A: You can't **(10)** _____ it!

S: OK. Bye! Thanks. Right! Now, what did he say? Drive straight on, then first left...

LIVEWORKSHEETS

TRACK 35

DRIVING ON THE ROAD

Vocabulary

The hard shoulder (the side of the road)


A motorway (a "highway" in US English)

A hill

Breakdown service / tow-truck

A traffic jam / tailback

A road


A junction (where two roads meet)


A petrol station

A service station

A turning

A driver's licence

Petrol station ("gas station" in US English)

GPS / SatNav



Dialogue: Telephone call

Nigel is calling his wife because his car has broken down on the motorway.

Cathy? Hi, yes, it's me. Yes, I know. Look, erm, I've got a slight problem: the car's broken down. I was trying to get to the garden centre. Yes, I know we've been there before. Yes, I had the **(1)** _____ on, but it kept telling me to turn off at **(2)** _____ 36, but I knew that wasn't right. Yes, yes, I know. Well, I was driving along in the outside **(3)** _____ when the car started losing power. I was going up a **(4)** _____ and the motor just cut out. Yes, yes, I know. OK. Well, I don't think it's anything serious – it's just run out of **(5)** _____. Yes, I know I should check it. Look, I need you to call the breakdown **(6)** _____. I haven't got the number here and my phone battery's running out. Yes, I know I took the insurance papers out of the car. No, I haven't got my driver's **(7)** _____ on me either. Yes, I know you're supposed to keep it in the car. They're in the living room – in the cupboard just to the right of the door. Look, hurry up! I haven't got much battery left.
Where am I? Well, I'm on the **(8)** _____ – the M22, westbound. I'm not sure. I passed a service **(9)** _____ about two minutes ago. There's a speed camera if that helps. No, I don't know. I'm waiting on the hard **(10)** _____. There's a turning about 300 metres in front of me, but I can't see the traffic **(11)** _____ properly. I think it says Newgate and Shoreham, but I'm not sure. There's a bridge just up ahead. Well, yes, there is a petrol station back there, but it's about four miles down the **(12)** _____. I can't just walk along the motorway. Look, just call them, will you? Yes, I know it's rush hour. Yes, there is a lot of traffic. Yes, and a tailback. OK. Yes, right. OK, bye. Yes, see you tomorrow.

Useful expressions

- I've broken down and I'm waiting for the tow-truck.
- I'm waiting on the hard shoulder.
- I'm on the M35.
- There's a 10-km tailback.
- The traffic is moving really slowly.
- I've called the breakdown service.
- My SatNav is telling me to turn left, but I think it's on the right.
- I turned off the motorway at junction 36.
- I'm on the toll road.

LIVEWORKSHEETS