San José de Las Vegas

Math Verification Test 1

Term 2

Final grade

Name:_____ Grade: 1___

Competence	Learning outcome	SP	HP	BP	LP
Formulation and implementation	Applies different counting, addition, and subtraction strategies to solve additive situations, representing information or change situations through drawings, diagrams, or graphic means.				
Reasoning and argumentation					
Representation and Execution	Analyzes and understands the place value of numbers up to 100, the relationships between quantities, and the basic geometric characteristics of plane figures and solids, using representations and qualitative descriptions to express change and variation.				
	Applies knowledge about trajectories and lines when interacting with their environment.				

REPRESENTATION AND INTERPRETATION

1. Look at the number sequence. What numbers are next? Choose one option.



a. 85, 84, 83
b. 100, 99, 98
c. 91, 92, 93

2. Look at these numbers: **65 23 90** Which one is the **greatest**?

a. 90
b. 65
c. 23

3. Look at these numbers: **65 32 19** Which one is the **smallest**?

a. 32
b. 19
c. 65

LIVEWORKSHEETS

4. Look at the following options. Choose the one where the numbers are organized from the **least** to the **greatest**.

a. 32, 45, 56, 80
b. 56, 45, 32, 80
c. 80, 32, 56, 45

5. Look at the following place value charts. Which one represents the number 100?

a. ○
b. ○
c. ○

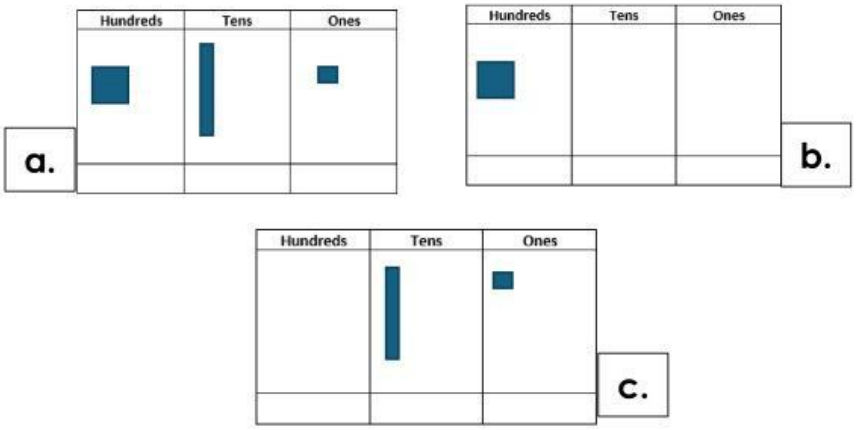

6. Calculate the area of each shape and choose the correct answer.
Each ☐ counts for 1 square unit.



a. 7 square units
b. 6 square units.
c. 5 square units.

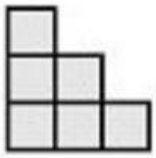

a. 7 square units
b. 6 square units.
c. 5 square units.

LIVEWORKSHEETS

7. Look at the following objects. What types of lines can you observe on them? Choose just one per image.

a. Zig zag line
b. Horizontal line
c. Perpendicular line

a. Oblique line
b. Curved lines
c. Vertical line

a. Oblique line
b. Curved line
c. Parallel lines

a. Spiral curve
b. Polygonal line
c. Straight line

8. Look at the arrows. Which trajectory takes the giraffe to the tree?



a.

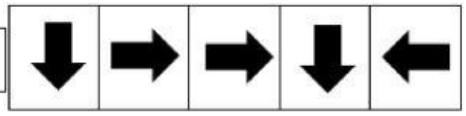

b.

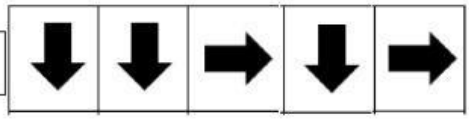

c.

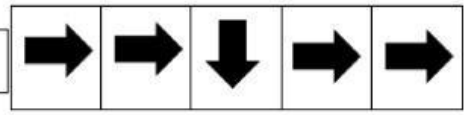

REASONING AND ARGUMENTATION – FORMULATION AND EXECUTION

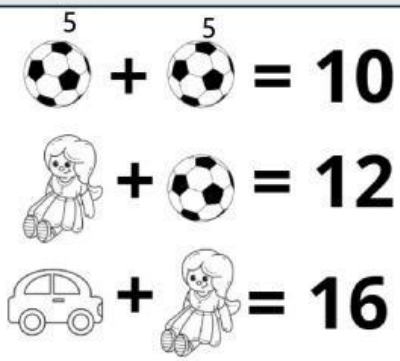

9. Look at the pictures. What is the value of the car?

a. 5

b. 7

c. 9

LIVEWORKSHEETS

10. Look at the pictures. Read the questions. Choose the correct answer. Use the workspace to represent the process. Use manipulatives if you need.



1. Carla goes to the store and buys 1 candy and 1 orange.
   How much does she pay?

   a. 53
   b. 38
   c. 35

hundreds	tens	ones

	H	T	O
+			

2. Julian purchases 1 yogurt and 1 banana
   How much does he pay?

   a. 96
   b. 2
   c. 100

hundreds	tens	ones

	H	T	O
+			

3. Sara buys 2 carrots  How much does she pay?

   a. 47
   b. 60
   c. 86

hundreds	tens	ones

	H	T	O
+			

LIVEWORKSHEETS