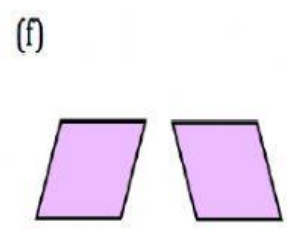
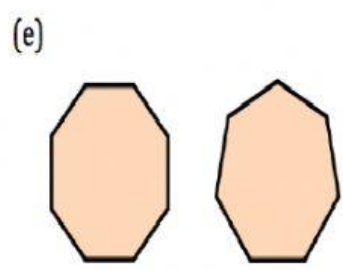
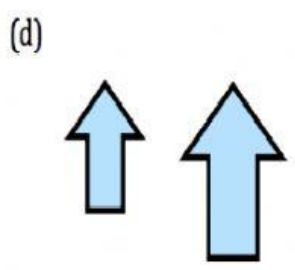
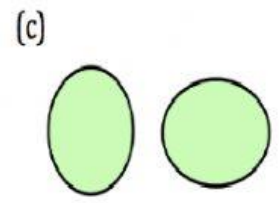
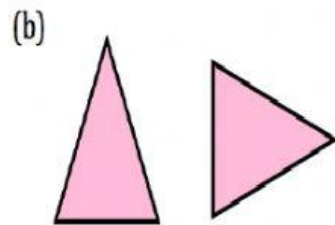
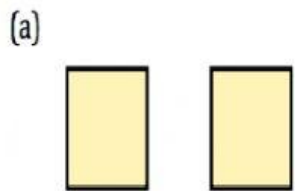



















**Identify the congruent figures.**



## Congruent or Similar Shapes Worksheet

Directions: Look at the shapes on the left and check the box to indicate if they are congruent or similar.

1.    Congruent  Similar
2.    Congruent  Similar
3.    Congruent  Similar
4.    Congruent  Similar
5.    Congruent  Similar
6.    Congruent  Similar
7.    Congruent  Similar
8.    Congruent  Similar