REPÚBLICA DEL ECUADOR

UNIDAD EDUCATIVA FISCAL "BICENTENARIO D7 VESPERTINO"

AMIE 17H01044

Ministerio de Educación, Deporte y Cultura

Student's name: _____

Date: _____

Class: _____

Indicaciones.

- ***ESCRIBIR SU NOMBRE Y APELLIDO DE FORMA DIGITAL.***
- Escribir la fecha en ingles
- Presentar el trabajo el día VIERNES 22 DE MAYO del 2026 sala de profesores.

Indications.

- Write your full name in digital form.
- Write the date in English.
- Submit the work on Wednesday, May 22th, 2026, in the teachers' room.

SOLO IMPRIMA LAS DOS PRIMERAS HOJAS DONDE SE VISUALICE LA CALIFICACION Y LOS APELLIDOS Y NOMBRES DEL ESTUDIANTE.

CARATULA IMPRESA CON LA INFORMACION EN INGLES ESCRITO DE FORMA DIGITAL, NO A MANO

EL NUEVO ECUADOR
LIVEWORKSHEETS

REPÚBLICA DEL ECUADOR

UNIDAD EDUCATIVA FISCAL "BICENTENARIO D7 VESPERTINO"

AMIE 17H01044

Ministerio de Educación, Deporte y Cultura

Student's name: _____

Date: _____

Topic: _____

A. Read and match.

a


b

c

1	swings
2	slide
3	tunnel
4	rope
5	net
6	house


d

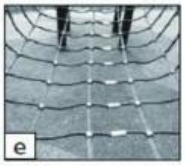
e

f

A. Write the missing words. Read the chant.

Do you like to play in the ① _____ ?

Do you like to play on the ② _____ ?

Do you like to climb the ③ _____ ?

Do you like to play on the ④ _____ ?

Do you like to ⑤ _____ ?

Do you like to ⑥ _____ ?

①

②

③

④

⑤

⑥

EL NUEVO ECUADOR
LIVEWORKSHEETS

C. Listen and say. Track 51

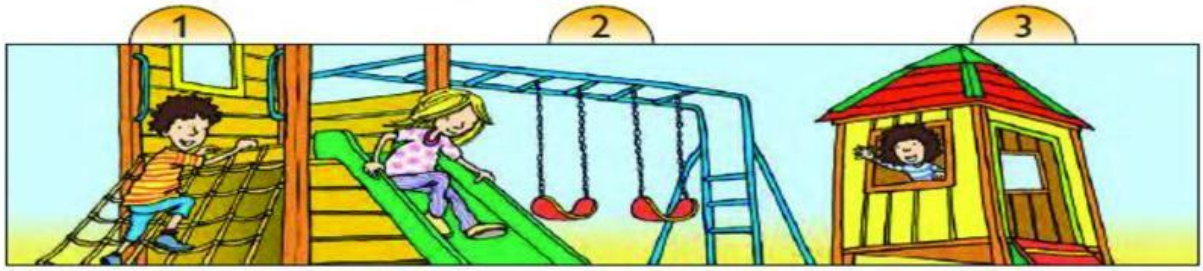

1._____
_____

2._____
_____

3._____

C. Listen and number. Track 85

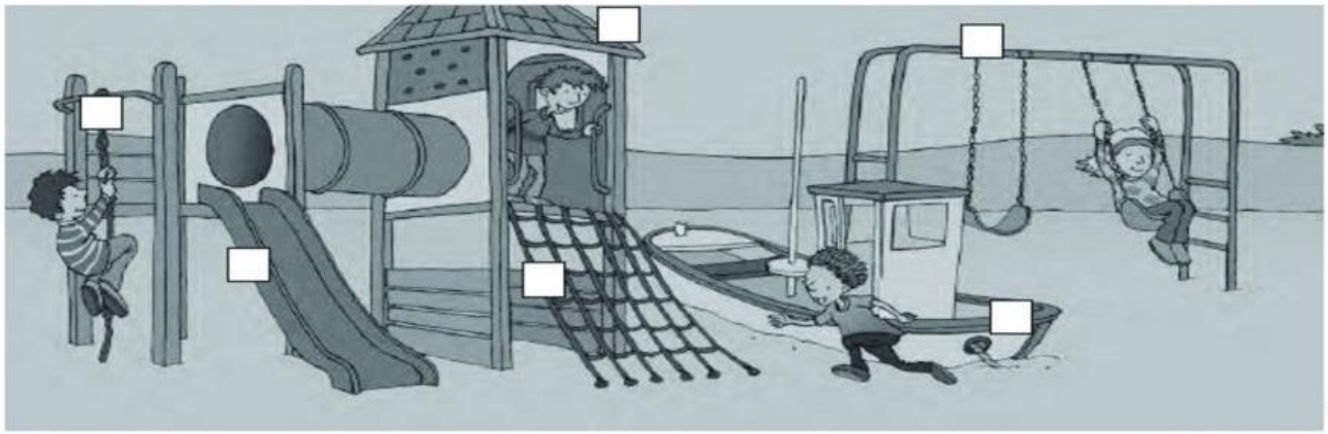

C. Ask and answer.

EL NUEVO ECUADOR
LIVEWORKSHEETS

Look and describe the action of each picture , write the sentences under them.



1. _____
2. _____
3. _____
4. _____
5. _____
6. _____
7. _____
8. _____
9. _____

EL NUEVO ECUADOR
LIVEWORKSHEETS

Unit 5

I hurt my nose.

Look, listen, and talk

Track 52



086-091_2_LITESB951990_U5b.indd 86 4/8/15 8:32 AM
LIVEWORKSHEETS

Track 53

1. body
2. face
3. head
4. eye
5. ear
6. mouth
7. nose
8. finger
9. back
10. neck
11. chest
12. arm
13. hand
14. leg
15. thumb
16. foot
17. toe

18. eyes
19. ears
20. arms
21. legs
22. hands
23. feet
24. fingers
25. toes

Talk.



086-091_2_LITESB951990_U5b.indd 87 4/8/16 8:32 AM
LIVEWORKSHEETS

Sing

Track 54

What's wrong? What's wrong?
I hurt my nose and I hurt my toes.
This is my nose and these are my toes.
I hurt my nose and my toes.

What's wrong? What's wrong?
I hurt my face and I hurt my fingers.
This is my face and these are my fingers.
I hurt my face and my fingers.

086-091_2_LITESB951990_U5b.indd 88 4/8/16 8:32 AM
LIVEWORKSHEETS

Listen

A. Listen and choose. Track 55



B. Listen and check a or b. Track 56



C. Listen and say. Track 57

086-091_2_LITESB951990_U5b.indd 89
LIVEWORKSHEETS
4/8/16 8:32 AM

Practice

A. Look and choose.

☐ body	☐ ear	☐ eye
☐ arm	☐ leg	☐ fingers

B. Read and say.

This is my body. This is my face.
This is my nose and this is my mouth.
These are my eyes and these are my ears.
These are my arms and these are my legs.
This is my hand and this is my foot.

C. Ask and answer.

What's wrong?

I hurt my ___
and I cut my ___.

086-091_2_LITESB951990_U5b.indd 90 4/8/16 8:32 AM
LIVEWORKSHEETS

Play and learn

086-091_2_LITESB951990_U5b.indd 91 4/8/15 8:32 AM
LIVEWORKSHEETS

Unit 5

ang ing ong ung

A. Look, listen, and say.

P-CD Track 64

1. hanger

2. king

3. strong

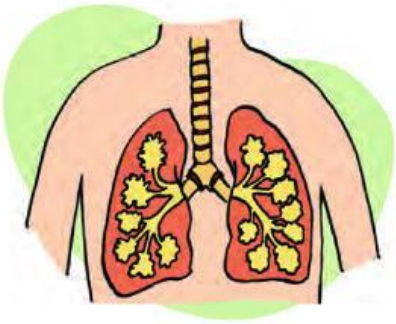

4. lungs

B. Listen and fill in the missing letters.

P-CD Track 65

1. h___ ___ ___er
2. r___ ___ ___
3. s___ ___ ___
4. str___ ___ ___
5. b___ ___ ___
6. th___ ___ ___
7. yo___ ___ ___
8. s___ ___ ___
9. r___ ___ ___

092-097_2_LITESB951990_PBU5.indd 92 4/14/16 3:38 PM

LIVEWORKSHEETS

Unit 5

I hurt my nose.

Read and write

A. Label the picture.

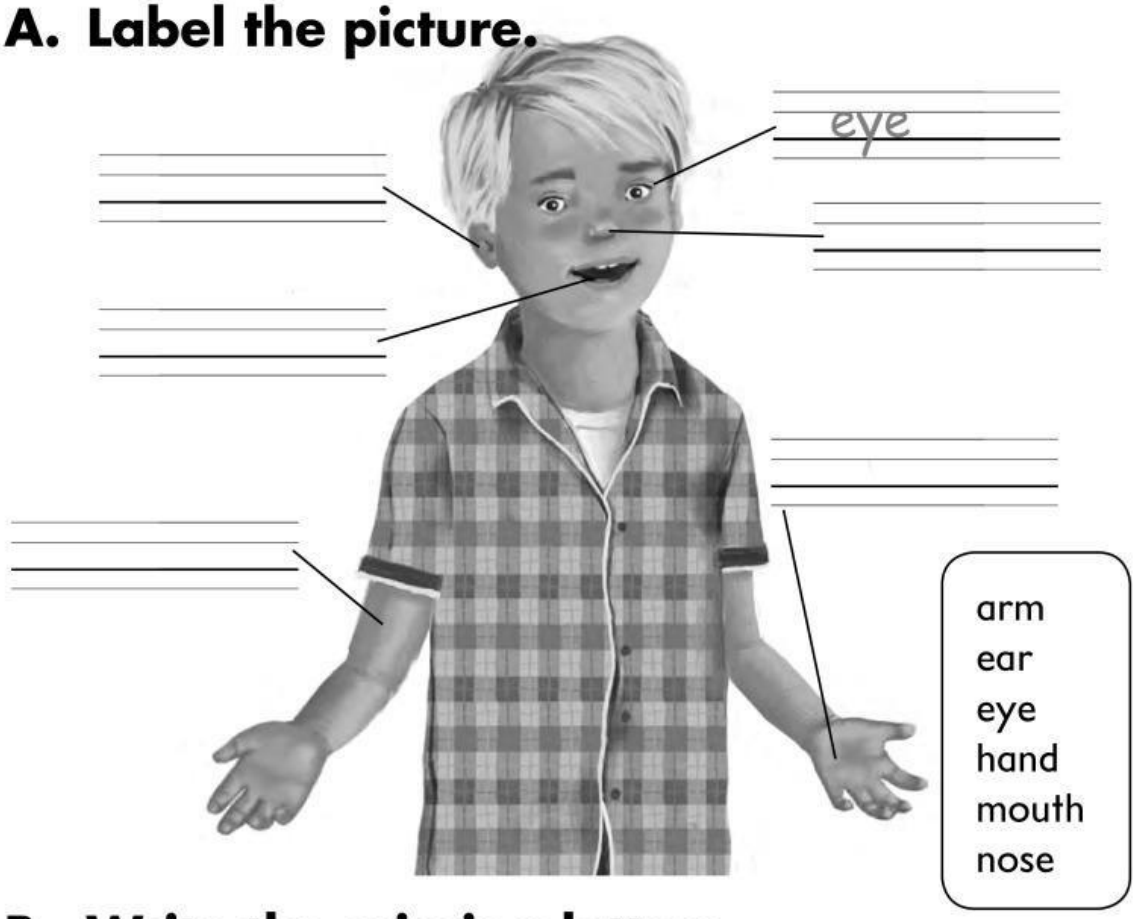

B. Write the missing letters.

1	__e__k	5	ch__st
2	f__ng__r__	6	a__m__
3	b__dy	7	mo__t__
4	fo__t	8	h__n__s

AB44-AB61_2_LITESB951990_ABU5-6.indd 50 4/8/16 8:35 AM
LIVEWORKSHEETS

C. Listen, write, and read.

P-CD Track 66

1. I'll put my coat on a _____.
2. The _____ has a ring on his finger.
3. This man is very _____.
4. We all have two _____.

D. Look at the pictures and write the words.

ang

_____

ong

_____

ing

_____

ung

_____

E. Listen and chant.

P-CD Track 67

Singing Songs

The king likes to sing.
He has strong lungs.
He sings long songs
and bangs on his drums.

092-097_2_LITESB951990_PBU5.indd 93 4/14/16 3:38 PM

LIVEWORKSHEETS

C. Number the sentences.



1	Hi. What's wrong?
	Where's the nurse's room?
	It's on the second floor.
	I cut my finger.

D. Write the missing words.

1. This is my _____.

2. These are my _____.

3. This is my _____.

4. These are my _____.

fingers mouth eyes foot

AB44-AB61_2_LITESB951990_ABU5-6.indd 51 4/8/16 8:35 AM
LIVEWORKSHEETS

Unit 5

ld lf lk lm lp lt

A. Look, listen, and say.

P-CD Track 68

1. cold

2. myself

3. milk

4. elm

5. help

6. melt

B. Listen and fill in the missing letters.

P-CD Track 69

1. fie_____ _____

2. wo_____ _____

3. e_____ _____

4. fi_____ _____

5. ke_____ _____

6. be_____ _____

092-097_2_LITESB951990_PBU5.indd 94 4/14/16 3:38 PM
LIVEWORKSHEETS