


2

New for school

Lesson 1 Vocabulary

1 Look and match.



- 1 bag a
- 2 pen
- 3 pencil
- 4 book

- 5 rubber
- 6 glue
- 7 pencil case
- 8 ruler

2 Look and complete.



1 b o o k



2 p _ n c _ l



3 r _ b b _ r



4 gl _ _ _




5 pe _ _ il c _ s _



6 r _ l _ r

Lesson 2 Grammar time

1 Look and circle.



1 What's this? It's a pen / a pencil.

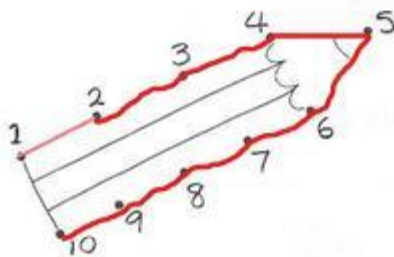
2 What's this? It's a rubber / a book.

3 What's this? It's a pencil case / a ruler.

4 What's this? It's glue / an umbrella.

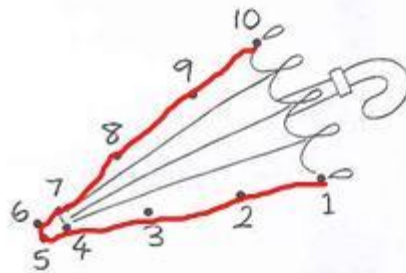
2 Join the dots and complete.

1 What's this?



It's a _____.

2 What's this?



It's an _____.

3 Look and read. Put a tick (✓) or a cross (x) in the box.

There is one example.



It's a pencil case.



1 It's a rubber.



2 It's an apple.




3 It's an umbrella.

Lesson 3 Grammar focus

1 Look and circle. Then match.

- 1 It's **a** / **an** rubber. **b**
- 2 It's **a** / **an** ruler.
- 3 It's **a** / **an** apple.
- 4 It's **a** / **an** pencil case.
- 5 It's **a** / **an** orange.



2 Look and complete.



- 1 What's this?
It's an umbrella.



- 2 What's this?
_____ book.



- 3 What's this?
_____ bag.



- 4 What's this?
_____ pencil case.

3 What's this? Look and complete.



- 1 It's a pencil.



- 2 It's _____.



- 3 It's _____.