

English Worksheet (Units 7, 8, 9)

REVIEW UNITS 7-9 (Family and Friends)

Name: _____

Class: _____

1. Listen and tick (✓)



skirt



scarf



boots



dancing



brushing my hair



washing the car



playing soccer





flying





riding a bike

3. Read and look. Put a tick (✓) or a cross (X). There is one example.


Example  This is a chair.


1.  He can fly.

2.  These are my shoes.

3.  They are playing soccer.

5. Look and Write

4.  He can catch a ball.

5.  I can't run.







2. Listen and write a name or a number. There is one example.

Word Bank: [Sarah, Tim, 8, 12, Tom, blue]

Example: What is the boy's name? Tim

- How old is he? _____
- What is the girl's name? _____
- How many pencils does she have? _____
- What color is her scarf? _____
- What is his sister's name? _____

4. Unscramble the letters to make words. There is one example.

-  t-r-u-c-k → truck
-  s-e-s-d-r → _____
-  a-n-i-r → _____
-  b-a-r-c → _____
-  e-r-e-t → _____
-  y-k-s → _____

5. Look and Write



6. Read and complete the paragraph

Word Bank: [wearing, dancing, can, is, our]

Hello! My name is Lily. Today I am _____ a blue dress. My friends are happy. Look! Tim _____ dancing. Sarah and I _____ sing. This is _____ fun time!

7. Speaking Questions (Teacher Ask)

- What are you wearing?

- Can you ride a bike?

- Are you singing? _____
- What is he doing? _____