




Name: _____

Metric Liquid Volume

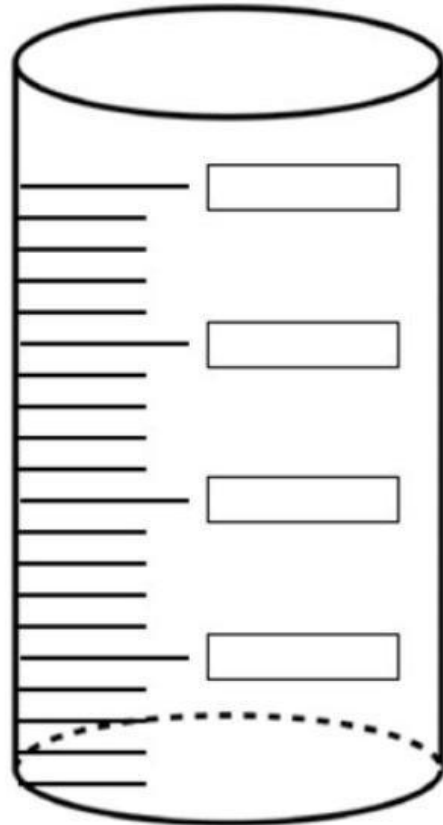
Directions: Label the diagram with the proper liquid measures.

| | |
|---|---|
|  | 1 milliliter |
|  | 5 milliliters is about a teaspoon of liquid |
|  | 1000 milliliters is a liter |

Directions: Complete the conversions below.

- 1 liter = _____ milliliters
- 5000 ml = _____ liters
- 4 liters = _____ milliliters
- 9,000 ml = _____ liters
- 11 liters = _____ milliliters

Label the liter container using milliliter segments. Fill the container with red liquid up to 550 milliliters.




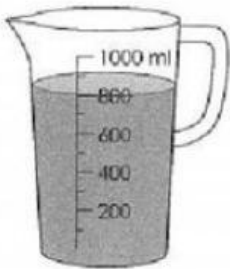



Directions: Compare the measures below.

- 2 liters _____ 50 milliliters
- 5000 ml _____ 5 liters
- 15 liters _____ 20,000 ml
- 1 liter _____ 100 ml
- 1500 ml _____ 2 liters

© www.HaveFunTeaching.com

Exercise 7 Liters and Milliliters

1. Match.



1 L

100 ml

300 ml

600 ml

800 ml

200 ml

400 ml

900 ml

500 ml

700 ml

