




Reading Activity


1A. Scan the Webpage and fill in the missing information.


www.foodfestival.com


### Come and Taste the World!

Are you hungry? Do you love food? Then come to the Big City Food Festival! It is the biggest food event in the city this year.

 **When:** Saturday and Sunday, May 10th-11th.

 **Where:** At the City Center Park.

 **Time:** From 10:00 am to 08:00 pm.



You can taste food from different countries. We have spicy tacos, sweet French tarts, and traditional Turkish kebabs. You can watch famous chefs cook special recipes.

Don't forget to visit the "Healthy Corner." You can buy fresh organic fruit and nuts there.

**Entrance:** Free for children under 12!  
**Adults:** \$5.

Event Name: ..... Location: .....

Price for Kids: .....

Types of Food mentioned: .....

1B. Read the webpage and mark the sentences as T (True) or F (False).



- 1. The festival is only on Saturday.
- 2. You can eat traditional Turkish kebabs there.
- 3. The festival ends at 10:00 pm.
- 4. Children under 12 do not pay (it is free).
- 5. You can buy organic fruit at the "Healthy Corner."

1C. Read the webpage again and answer the questions.

- 1. What time does the festival start? .....
- 2. How much is a ticket for an adult? .....
- 3. What can you watch at the festival? .....
- 4. Can you eat tacos at the festival? .....




Listening Activity

2A. Listen and Tick. (✓) What is the dialogue about? (T.5.6.1)

- A.  Cooking at home      B.  Ordering food      C.  Food events in the city

2B. Listen again and tick (✓) the pictures you hear.



Reading Activity

3. Read the dialogue and answer the questions.

**Waiter:** Good evening! Welcome to The Tasty Spoon. Here is the menu.

**Mr. Green:** Thank you. It smells delicious in here!

**Waiter:** Are you ready to order, sir?

**Mr. Green:** Yes, please. Can I have the tomato soup as a starter?

**Waiter:** Certainly. And for your main dish?


**Mr. Green:** I'd like the grilled chicken with pasta, please.

**Waiter:** Excellent choice. It comes with a special garlic sauce. Would you like a salad with that?

**Mr. Green:** No, thank you. But can I have a glass of fresh lemonade?

**Waiter:** Of course. Anything for dessert? We have a great apple tart.

**Mr. Green:** No, thanks. Just the bill, please.



1. What does Mr. Green want to drink? .....
2. Does Mr. Green order a dessert? .....
3. What is Mr. Green's main dish? .....
4. What comes with the grilled chicken? .....
5. What does Mr. Green order as a starter? .....



**Reading Activity**

4. Read the recipe and put the pictures in the correct order.


Do you want a healthy and light dinner? Let's make a fresh Tuna Salad. It is very easy and quick!

**Ingredients:**


- 1 can of tuna
- 2 fresh lemons
- A bowl of salad greens
- 3 tomatoes
- A bit of salt
- Olive oil

**Instructions:**


1. First, wash the vegetables carefully and dry them.
2. Cut the tomatoes into small pieces.
3. Put the salad greens and tomatoes into a large bowl.
4. Open the can of tuna and add it to the bowl.
5. Slice the lemons and squeeze the lemon juice over the salad.
6. Add a bit of salt and olive oil.
7. Mix everything carefully.
8. Serve it with a slice of fresh bread. Enjoy!



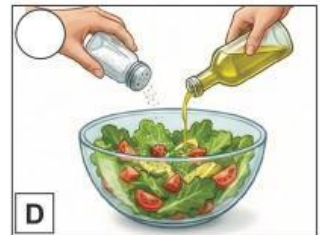
A



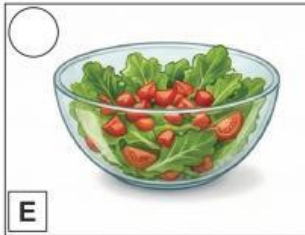
B



C




D




E



F



G



H



Reading Activity

6. Look at the pictures and fill in the sentences with “has - hasn’t - have - haven’t.



1. Paul and Daisy ..... got an apple.
2. Paul ..... got some milk but Daisy ..... got any.
3. Paul and Daisy ..... got any chocolate.
4. Paul ..... got a bowl of soup.
5. Daisy ..... got some biscuits but Paul ..... got any.
6. Paul and Daisy ..... got an orange.
7. Paul ..... got any salad but Daisy ..... got a bowl of salad.
8. Paul and Daisy ..... got any sugar.
9. Paul and Daisy ..... got a bottle of water but they ..... got any flour.
10. Paul ..... got three eggs but Daisy ..... got only one egg.