

E PE4

2016/2017



Name / Surname(s): _____

School: _____

Group: _____

City / Town: _____

Date: _____

English Literacy

Year 4 of Primary Education



Instructions

This test consists of three parts: Listening, Reading and Writing.

Listening

We will begin with a listening test. You will hear someone speaking about a situation.

- First, read the first 10 questions (2 minutes).
- Listen carefully to the recording. You will hear the recording three times.
- After each part you will have time to answer the questions.

For each question you have to circle the right answer. *For example:*

Example 1. How many months are there in a year?

- A. 2 months.
- B. 17 months.
- C. 12 months.
- D. 10 months.

If you decide to change your answer, cross out (X) your first option and circle your new answer. *For example:*

Example 1. How many months are there in a year?

- A. 2 months.
- B. 17 months.
- C. 12 months.
- D. 10 months.

Reading

You will read 2 texts and answer several questions.

Writing

Lastly, you will write a short composition, following some instructions.



The whole test lasts 60 minutes.



Listening – Free Time

Listen to Tyrone calling the staff at his local swimming pool and answer the questions.

1. Where is Tyrone calling to?

- A. To Brownton swimming pool.
- B. To a sports club.
- C. To the town library.
- D. To Brownton school.



2. What sport is Tyrone interested in?

- A. He is interested in football.
- B. He is interested in swimming.
- C. He is interested in water polo.
- D. He is not interested in any sport.

3. How many places are left in his group?

- A. One.
- B. Two.
- C. Three.
- D. Four.

4. What days do they train?

- A. Wednesdays and Fridays.
- B. Mondays and Tuesdays.
- C. Thursdays and Saturdays.
- D. Tuesdays and Thursdays.

- 5. When is the first class?**
- A. In two weeks.
 - B. In October.
 - C. On September 22nd.
 - D. On September 2nd.
- 6. They participate in competitions and matches.**
- A. True.
 - B. False.
- 7. How much does Tyrone have to pay for the water polo classes?**
- A. He doesn't have to pay.
 - B. He has to pay 100 euros.
 - C. He has to pay a lot of money.
 - D. He has to pay 10 euros a week.
- 8. To join the water polo club Tyrone needs to...**
- A. pay the money and complete a form.
 - B. complete a form and bring a photograph.
 - C. go to the swimming pool on September 2nd.
 - D. bring a football uniform.
- 9. What type of teenager is Tyrone?**
- A. He's an athletic teenager.
 - B. He's a nervous teenager.
 - C. He's a sad teenager.
 - D. He's a lazy teenager.

Reading 1



Michael Jackson was one of the best singers in the history of Pop. He was born in Indiana, USA, on August 19th 1958. He had 5 brothers and 3 sisters, and he was the third youngest.

The Jacksons were a poor family and lived in a small house with only two bedrooms for eleven people.

Both his father and mother loved music. His dad played the guitar and his mum was a singer and piano player. All of the Jackson children studied music. When Michael was 5 years old, he began to sing with his brothers in a band called "The Jackson 5". They sang in bars, clubs and they even won competitions. They started to be very famous and people loved their music and dances.

In 1971 Michael started his solo career, without his brothers. Soon he became a big star and his songs and videoclips were very popular. The song "Thriller" was a superhit in 1982, selling 65 million copies. The videoclip for this song was like a short film with scary zombies dancing in the night.



Michael Jackson was a very creative person: he wrote his songs, designed all his concert choreographies and he even invented dancing techniques like the "moonwalk" and the "robot style". Everybody knows him as the King of Pop.

He died in June 25th 2009, when he was 50 years old.

- 10. Where was Michael Jackson born?**
- A. In Michigan.
 - B. In California.
 - C. In Indiana.
 - D. In Australia.
- 11. How many people were there in the Jackson family?**
- A. 8.
 - B. 11.
 - C. 10.
 - D. 9.
- 12. Michael was the youngest of the 8 brothers and sisters.**
- A. True.
 - B. False.
- 13. The Jacksons lived in a large and expensive house.**
- A. True.
 - B. False.
- 14. The Jackson 5 played...**
- A. in discos and bars.
 - B. in schools and theatres.
 - C. at church and clubs.
 - D. in bars and clubs.

15. What was spectacular about the video clip “Thriller”?

- A. Michael did not sing the song.
- B. Michael jumped from an airplane.
- C. Michael danced with dangerous animals.
- D. Michael danced with zombies.

16. In what way was Michael Jackson creative?

- A. He liked to paint.
- B. He played the guitar.
- C. He composed his songs.
- D. He won competitions.

17. How did people call Michael Jackson?

- A. The King of Rock.
- B. The King of Pop.
- C. Thriller.
- D. The moonwalker.




Continue on next page

Reading 2 – HOW TO MAKE A VOLCANO

Have you ever wondered how does a volcano erupt? Here is an experiment for you to create an erupting volcano at home. Everything you need is around your house, but make sure that an adult helps you with this experiment.


Materials needed

- an empty can of Coca-cola
- brown plasticine or clay
- vinegar
- red food colouring
- baking soda
- dish soap
- paper towel
- rubber bands
- a plastic plate
- a bowl




Steps

First, place the Coca-cola can on the plastic plate. The can forms the center of your volcano; this is where you will mix your lava.




Second, use the brown plasticine to make the shape of the volcano. Mold the plasticine from the base to the top of the can. If you use clay to make the volcano, leave it for one hour or until dry.


Then, mix the vinegar with the food colouring in a bowl. Add a spoonful of dish soap and stir. Carefully pour the mixture in the volcano.



Next, place the paper towel on the table; put some baking soda on it. Fold it to make a packet, keep it together using the rubber bands.

Finally, introduce the paper towel packet inside the volcano with the vinegar. The mixture of the vinegar and the baking soda makes your lava.

 Step back! When the paper towel dissolves, the vinegar and the baking soda will react and your volcano will start to erupt: all the lava will come up the volcano chimney.



18. You need to buy all the materials in a special shop.

- A. True.
- B. False.

19. The first thing you do is ...

- A. to add the colouring in the vinegar.
- B. to put the plate under the can.
- C. to mold the plasticine.
- D. to add the soap.

20. How do you mold the volcano?

- A. From the bottom to the top.
- B. From left to right.
- C. Around the can.
- D. Using paper mache.

21. According to the text, it's better to use the plasticine because ...

- A. you can decorate it.
- B. it's not expensive.
- C. real volcanoes are made of plasticine.
- D. you don't have to let it dry.

22. What is the last step in the experiment?

- A. Step back from the volcano.
- B. Put the packet with baking soda in the volcano.
- C. Carefully pour the vinegar mixture in the volcano.
- D. Fold the packet with rubber bands.

23. Why does the volcano erupt?

- A. Because it's fun.
- B. Because it's hot.
- C. Because of the reaction of soda and vinegar.
- D. Because Coca-cola has got gas.

24. How many steps are there in this experiment?

- A. 1.
- B. 10.
- C. 3.
- D. 5.

Writing

Look at the picture and read the example about the Music Summer Camp.



This summer I'm going to a Music camp for the first week of August.

It is a summer camp for boys and girls from 9 to 12 years old and I can make new friends there. My best friend Paul and my sister are coming to the camp too! The camp is in Barcelona, Spain. I'm going to stay in a big and beautiful hotel next to the camp.

This summer camp costs 290 euros, it is not very expensive.

There I'm going to play drums with other friends and I'm going to learn how to play the electric guitar too. If you want, you can also practice with the piano.

At the end of the camp there will be a Stars Show with Shakira and Melendi so we can practice the group choreography. It is a good idea to bring your own instrument for the competition. It's going to be fun!

Now, look at this picture and use the information to write about the Sports Summer Camp.



Notes & draft box (to write ideas or key words)

