

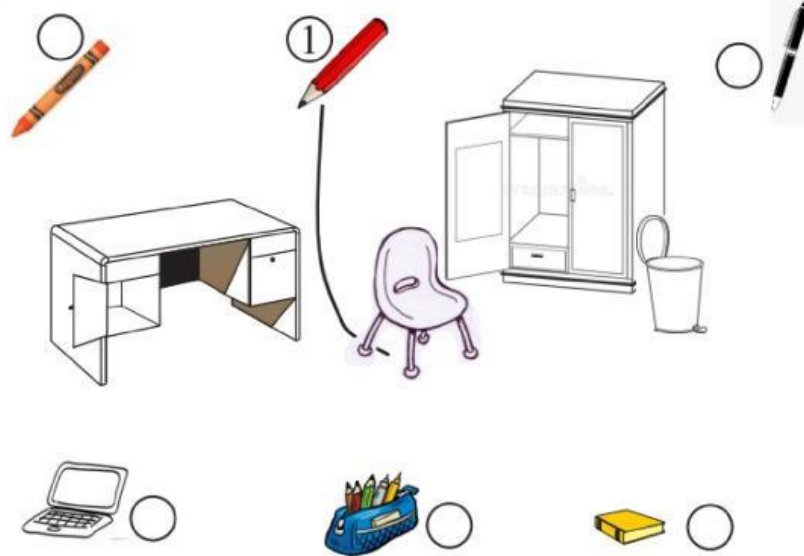
A LISTENING

Look at the example. Listen and draw a line. (10 marks)



TRACK 41

Students must learn
IN ON UNDER in order
to solve this task.




B READING


Read and put a TICK (✓) or a CROSS (✗) (10 marks)



Mary



Tom



EXAMPLE - His dog is under the table. ✗

1- Her school bag is white.

2- His cat is under the desk.

3- Her school bag is under the table.

4- His kite is white.

5- Her robot is under the TV.

6- Her kite is on the TV.

7- His school bag is black.

8- Her robot is orange.

9- Her school bag is on the table.

10- His alien is under the sofa.

C VOCABULARY . Write the words (____ /10 marks)

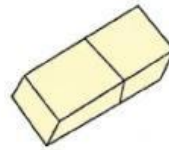
TOPICS: Numbers 1 to 10, Colours, days (Welcome unit) Toys (CB p. 10, 15, 118) Adjectives (CB p14,15,17, 118) School objects (CB p22,119) feelings (CB p26, 27,119) Extra words to teach: bin, schoolbag



S chool bag

9

N _____



R _____



B _____



P _____



R _____



D _____



B _____



H _____



S _____



D _____

D GRAMMAR . 1- Answer the questions. Write complete answers. (____ /10)

1) How old are you? _____.

2) What's your name? _____.

3) What colour is your ruler ? _____.

4) What is it?  _____.

5) Is it a pencil case ? _____



2 - Look at the picture and complete with IN - ON - UNDER (____ /10)

1 - Alex is _____ the chair.

2- The book is _____ the desk.

3 - The pencil is _____ the bin.


4 - The ball is _____ the desk.

5 - The ruler is _____ the box.



3. HELP THE ALIENS. Write complete answers. (___ /10 MARKS)

EXAMPLE Is it a doll ? No, it isn't. It's a computer.



1) Is it a ruler ? _____



2) Is it a book? _____



3) Is it a robot ? _____



4) Is it a bike ? _____



5) Is it an alien ? _____



4. MATCH and WRITE. Describe their possessions. (___ /10 MARKS)

HIS HER

OLD NEW FAST SLOW
BIG SMALL



EXAMPLE 1 Her car is fast.

2) _____

3) _____

4) _____

5) _____

6) _____

E WRITING .

DESCRIBE. (75 words)

(___ / 30 marks)

RICKY
9



1st Presentation (me)

Handwriting practice lines for the first presentation, enclosed in a dashed-line box.

2nd Presentation (my friend): NAME, AGE, FAVOURITE TOY

Handwriting practice lines for the second presentation.

POSITION OF OBJECTS AND COLOUR

Handwriting practice lines for describing the position of objects and their colors.

Favourite toy



(Friend)

VICTORIA
8

