	Date/Fecha		Grade/Grado	2nd _____
	Subject/Asignatura Strands/Dimensiones	Self-contained	Teacher/Docente	Yesenia Ocando, Martha Posada, Jessica Quijano and Nathaly Arciniegas
Name/Nombre				
Activity/Actividad	UI5. IA5. Self-contained			

English

1. **Drag** the words to complete the chart.


WORDS			
Climb	Next to	Under	
Throw	catch	Beautiful	
Behind	push	In between	
Fast	Long	Blue	

CHART		
Action Verbs	Prepositions	Adjectives

2. **Read** the following sentences and **choose** the correct word to complete it.

There is only water in the bottle.

Are you hungry? There are apples over there.

There are apples left, so we need to buy more.

How people are there in the museum?

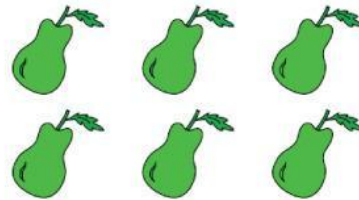
Too sugar is not good for your health.

B. Look at the words and **tick** the two that rhyme.

1. train ____ rain ____ tree ____
2. star ____ car ____ shoe ____
3. blue ____ glue ____ black ____
4. spoon ____ moon ____ book ____

Math

1. Multiplication: complete the operation:



_____ × _____ = _____

_____ × _____ = _____

Instruction: Read the next problem-solving and decompose the numbers.

2. Before the post office opened on Monday morning, there were 80 packs of stamps. At the end of the day, there were 53 packs of stamps left. How many packs of stamps were sold on Monday?

You have to: _____

Answer: _____

Science

FORCES AND TYPES OF MOTION






Observe the pictures below. Read and follow the directions.

1. Identify in the **blue box** the *type of force (push/pull)*
2. In the **yellow box**, if the force starts or stops the movement.
3. Drag a **red arrow** → to show the direction of the force.



 <table border="1"><tr><td> </td></tr><tr><td> </td></tr><tr><td> </td></tr></table>				 <table border="1"><tr><td> </td></tr><tr><td> </td></tr><tr><td> </td></tr></table>			
 <table border="1"><tr><td> </td></tr><tr><td> </td></tr><tr><td> </td></tr></table>				 <table border="1"><tr><td> </td></tr><tr><td> </td></tr><tr><td> </td></tr></table>			

4. **Look** at the pictures. **Read** each situation. What type of motion do you observe? Select the correct motion in the box below.

<p>1 A baker pushes back and forth to flatten the dough to make cookies.</p>  <p>Motion: <input type="text"/></p>	<p>2 A ball moves up and down.</p>  <p>Motion: <input type="text"/></p>	<p>3 The train moves along the tracks.</p>  <p>Motion: <input type="text"/></p>
<p>4 A grandfather clock pendulum swings from side to side.</p>  <p>Motion: <input type="text"/></p>	<p>5 A pinwheel turns around and around in the wind.</p>  <p>Motion: <input type="text"/></p>	

Social studies

1. **Look** at the images. Which transportation is from LONG AGO?



a) Bus



b) Subway



c) Horse and cart



d) Airplane

2. Drag and Drop / Sorting Question 🚦

Sort the images into the correct group:

Past	Present

