

# Additional Practice


Name \_\_\_\_\_

This material may be reproduced for licensed classroom use only and may not be further reproduced or distributed.

## Review

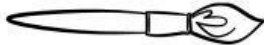
You can compare the lengths of objects.

Circle the longest pencil.



Make sure the pencils' ends are lined up to compare the lengths.

1. Circle the longer paintbrush.



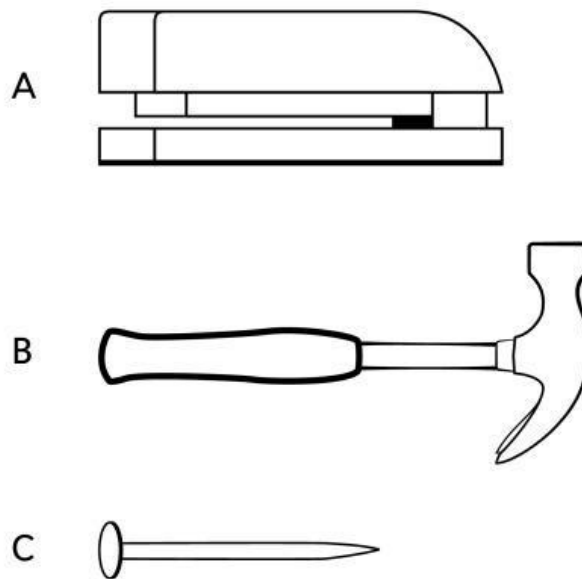
2. Alton and Myron are using markers to draw. Alton is using a shorter marker than Myron. Circle Alton's marker.



Copyright © McGraw-Hill Education

How can you order the objects by length?

Write A, B, or C.



3. Which object is shortest?

Object \_\_\_\_\_ is shortest.

4. Which object is longest?

Object \_\_\_\_\_ is longest.

5. How can you compare the lengths of the objects?

Object A is shorter than object \_\_\_\_\_.

Object A is longer than object \_\_\_\_\_.



Align the endpoints of kitchen items, such as a fork, spoon, and spatula. Have your child compare the items' lengths. Ask him or her to identify the shortest and longest items and explain his or her reasoning.