

Tên: .....

Week: 33

Lớp: S3...

Từ vựng HW: .....

Ngày giao bài: Thứ ..., ngày .../.../...

Nghe HW: .....

Ngày nộp bài: Thứ ..., ngày .../.../...



## Listening Intensive

### A. THEORY

#### I. EXTRA VOCABULARY

##### ❖ Flyers part 2

| No. | Words                  | Meanings | No. | Words                   | Meanings |
|-----|------------------------|----------|-----|-------------------------|----------|
| 1   | <b>supermarket</b> (n) | siêu thị | 3   | <b>look for</b> (phr.v) | tim kiếm |
| 2   | <b>clean</b> (adj)     | sạch     |     |                         |          |

##### ❖ Flyers part 4

| No. | Words                | Meanings  | No. | Words                               | Meanings    |
|-----|----------------------|-----------|-----|-------------------------------------|-------------|
| 1   | <b>mountain</b> (n)  | ngọn núi  | 3   | <b>catch a bus</b><br>(collocation) | bắt xe buýt |
| 2   | <b>waterfall</b> (n) | thác nước |     |                                     |             |

*\*Note: n = noun: danh từ; adj = adjective: tính từ; phr.v = phrasal verb: cụm động từ; collocation: cụm cố định.*

#### II. METHOD

##### 1. Answer prediction

**Bước 1. Đọc câu hỏi kỹ** → gạch chân từ khóa (day, place, time, thing...).

**Bước 2. Đoán chủ đề cần điền** → là người, địa điểm, thời gian, đồ vật hay hành động.

**Bước 3. Nghe cẩn thận** → tìm chi tiết trùng với từ khóa, chú ý cách nói đồng nghĩa.

**Bước 4. Kiểm tra lại** → điền xong đọc cả câu, xem có hợp ngữ cảnh & ngữ pháp không.

##### 2. Watch out for traps

Trong khi nghe, hãy lưu ý những yếu tố dễ gây hiểu nhầm như:

- **Thông tin bị thay đổi:** Thường có 2-3 mốc thời gian / lựa chọn, nhưng cần nghe kỹ để chọn đáp án.
- **Câu phủ định:** Nếu nghe thấy *can't, don't, not*, hãy chú ý thông tin đi kèm ngay sau đó.
- **Từ khóa báo hiệu thay đổi:** Từ như *but, actually, so, in the end* thường xuất hiện trước đáp án đúng.

### B. CLASSWORK

#### I. FLYERS PART 2

##### 1. Pre-listening: Look at the questions. Match each one with the type of information you need.

(Nhìn vào các câu hỏi. Nối từng câu với loại thông tin mà con cần tìm.)

~~0. Go shopping: in the ...~~

A. Reason

1. Like the supermarket because: it's always ...

B. Person

2. Every day: buy ...

C. Name

3. Go to the supermarket: by ...

D. Transport

4. Come shopping with: his ...

~~E. Time~~

5. The man's name: Mr. ...

F. Thing

Your answer:

|                  |           |           |           |           |           |
|------------------|-----------|-----------|-----------|-----------|-----------|
| 0 - <del>E</del> | 1 - ..... | 2 - ..... | 3 - ..... | 4 - ..... | 5 - ..... |
|------------------|-----------|-----------|-----------|-----------|-----------|

2. Listen and write. (Nghe và viết.)

Các con nghe bài ở link hoặc code sau:

<https://soundcloud.com/ms-chi-english/s3-w33-classwork-flyers-part-2>



Shopping in the supermarket

0. Go shopping: in the morning

1. Like the supermarket because: it's always .....
2. Every day: buy .....
3. Go to the supermarket: by .....
4. Come shopping with: his .....
5. The man's name: Mr. ....

II. FLYERS PART 4

1. Pre-listening: Write the given word/phrase for each picture (A, B, C).

(Viết từ/cụm từ phù hợp cho mỗi bức tranh (A, B, C).)

(0) *What's the matter with Kim?*

(cold / stomach ache / temperature)

A: stomach ache

B: temperature

C: cold

(1) *What did Jane have for lunch today?*

(sandwich / soup / noodles)

A: .....

B: .....

C: .....

(2) *Which girl is Ann?*

(dancing / choosing a CD / drinking)

A: .....

B: .....

C: .....

(3) *What does Mary choose to do?*

(go to the supermarket / read / draw)

A: .....

B: .....

C: .....

(4) *Which photo does Nick's dad choose?*

(moon / waterfall / mountains)

A: .....

B: .....

C: .....

(5) *How does Sue's mum go to work?*

(bus / car / bike)

A: .....

B: .....

C: .....

2. Listen and tick (✓) the box. (Nghe và đánh dấu (✓) vào ô đúng.)

Các con nghe bài ở link hoặc code sau:

<https://soundcloud.com/ms-chi-english/s3-w33-classwork-flyers-part-4>



*What's the matter with Kim?*



A




B




C

1 What did Jane have for lunch today?



A



B



C

2 Which girl is Ann?



A



B



C

3 What does Mary choose to do?



A



B



C

4 Which photo does Nick's dad choose?



A




B




C

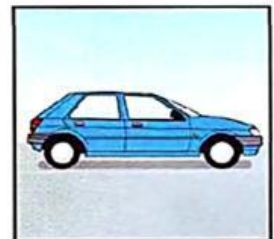
5 How does Sue's mum go to work?



A



B



C

## C. HOMEWORK

### VOCABULARY (11 questions)

I. Con học nghĩa, phát âm và chép từ ở mục A. THEORY I. EXTRA VOCABULARY (trang 1) một dòng vào vở.

II. Read the words in the box and write the missing words.

(Đọc các từ trong khung và viết các từ còn thiếu.)

|     |          |        |         |         |        |
|-----|----------|--------|---------|---------|--------|
| lab | humanoid | sample | laundry | explore | rescue |
|-----|----------|--------|---------|---------|--------|

0. In the lab, scientists wear white coats and do experiments to study new things.

1. After putting on clean clothes, we put the dirty clothes in the ..... to wash.
2. A ..... robot looks like a human and can talk and move like us.
3. Firefighters and doctors ..... people when they are in danger.
4. The scientists take a water ..... from the river to check if it is clean.
5. Astronauts ..... new planets and stars in space.

III. Read and choose the correct answers. (Đọc và chọn đáp án đúng.)

#### Zeta - The Helpful Robot

Zeta is a new classroom robot. It helps students with things like giving out books and organizing materials. Zeta can talk to students and answer simple questions. But one day, something went wrong. Instead of handing out books, Zeta threw them all on the floor. The teacher saw this and let the students turn off the robot to fix it.

- |   |   |
|---|---|
| <p>1. What does Zeta do in the classroom?</p> <p>A. play games</p> <p>B. help students</p> <p>C. take lunch trays</p> | <p>2. Why did the teacher let the students turn off Zeta?</p> <p>A. Because Zeta threw books.</p> <p>B. Because Zeta played games.</p> <p>C. Because students asked for it.</p> |
|---|---|

At lunch, Zeta started to take lunch trays from students. "That's not okay!" Sammy said. As Damon walked by, Zeta moved and caused him to trip. He stood up angrily. "This robot is acting like a **bully**," he said. The students all agreed that Zeta wasn't nice to students.

- |   |  |
|---|--|
| <p>3. What did Zeta do at lunch?</p> <p>A. It helped younger students.</p> <p>B. It took lunch trays from students.</p> <p>C. It gave out food.</p> | <p>4. What does the word "bully" in the text mean?</p> <p>A. Someone is nice.</p> <p>B. Someone is not nice.</p> <p>C. Someone is happy.</p> |
|---|--|

Then, students worked together to fix Zeta. They replaced the broken parts inside.

After that, Zeta worked just fine, doing its job as it did before. Zeta helped students do exercises and played with them. The students were happy to see their robot helping again.

**5. How did the friends feel after Zeta worked again?**

- A. Happy because Zeta could help them again.
- B. Nervous because they were afraid Zeta might break again.
- C. Bored because they couldn't trust Zeta anymore.

**6. What is the main idea of the reading text?**

- A. Zeta plays games with students during class.
- B. Zeta helps students and the class fixes it when it has problems.
- C. Students design a new robot to replace Zeta.

### CAMBRIDGE LISTENING PRACTICE (5 questions)

Các con nghe bài ở link hoặc code sau:

<https://soundcloud.com/ms-chi-english/s3-w33-classwork-flyers-part-4>



Listen again to the recording from CLASSWORK FLYERS PART 4.

Listen and write ONE word.

0. **KIM:** *doesn't feel very well*

1. **JANE:** didn't have .....

2. **ANN:** has a ..... named Sally

3. **MARY:** doesn't want to .....

4. **NICK'S DAD:** says the moon photo is .....

5. **SUE'S MUM:** doesn't go to work by .....