
	Date/Fecha		Grade/Grado	2nd _____
	Subject/Asignatura Strands/Dimensiones	Self-contained	Teacher/Docente	Yesenia Ocando, Martha Posada, Jessica Quijano and Nathaly Arciniegas
Name/Nombre				
Activity/Actividad	<b>UI5. IA5. Self-contained</b>			

## English

1. **Drag** the words to complete the chart.

<b>WORDS</b>		
Climb	Next to	Under
Throw	catch	Beautiful
Behind	push	In between
Fast	Long	Blue



<b>CHART</b>		
Action Verbs	Prepositions	Adjectives

**2. Read** the following sentences and **choose** the correct word to complete it.

There is only ..... water in the bottle.

Are you hungry? There are ..... apples over there.

There are ..... apples left, so we need to buy more.

How ..... people are there in the museum?

Too ..... sugar is not good for your health.

**B. Look** at the words and **tick** the two that rhyme.

1. train \_\_\_\_ rain \_\_\_\_ tree \_\_\_\_
2. star \_\_\_\_ car \_\_\_\_ shoe \_\_\_\_
3. blue \_\_\_\_ glue \_\_\_\_ black \_\_\_\_
4. spoon \_\_\_\_ moon \_\_\_\_ book \_\_\_\_

## Math

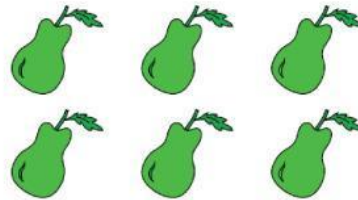
**Instruction:** Read the next problem-solving and decompose the numbers.

1. Before the post office opened on Monday morning, there were 80 packs of stamps. At the end of the day, there were 53 packs of stamps left. How many packs of stamps were sold on Monday?

You have to: \_\_\_\_\_


Answer: \_\_\_\_\_

2. Multiplication: complete the operation:







\_\_\_\_\_ × \_\_\_\_\_ = \_\_\_\_\_      \_\_\_\_\_ × \_\_\_\_\_ = \_\_\_\_\_

### Science

#### FORCES AND TYPES OF MOTION

Observe the pictures below. Read and follow the directions.


1. Identify in the **blue box** the *type of force*.
2. In the **orange box**, if the force *starts or stops* the movement.
3. Draw a **red arrow** → to show the direction of the force.

Stop	Pull	Start	Push	→   ←   ↑   ←
	<input type="text"/>	<input type="text"/>		<input type="text"/>
	<input type="text"/>	<input type="text"/>		<input type="text"/>

4. **Look** at the pictures. **Read** each situation. What type of motion do you observe? Select and draw the correct motion in the box.


- Straight   
  Back and forth   
  Roll   
  Spin   
  Bounce   
  Straight line

**1** A baker pushes back and forth to flatten the dough to make cookies.




Motion:

**2** A ball moves up and down.




Motion:

**3** The train moves along the tracks.




Motion:

**4** A grandfather clock pendulum swings from side to side.



Motion:

**5** A pinwheel turns around and around in the wind.



Motion:

### Social studies

1. **Look** at the images. Which transportation is from LONG AGO?



a) Bus



b) Subway



c) Horse and cart



d) Airplane

2. Drag and Drop / Sorting Question 🚦

Sort the images into the correct group:

Past	Present

--	--

