MODUL PERSEDIAAN UJIAN AKHIR SESI AKADEMIK

I

SKOR	
	100

Masa: 1 Jam

Bahagian A
[26 *markah*]
Jawab **semua** soalan.

1. Tulis 'tujuh ratus empat belas' dalam angka.
   Write 'seven hundred and fourteen' in numerals.

[1 *markah*/1 *mark*]

2. Cerakinkan 589 ikut nilai digitnya.
   Partition 589 according to its digit values.

[1 *markah*/1 *mark*]

3. Lengkapkan garis nombor di bawah.
   Complete the number line.

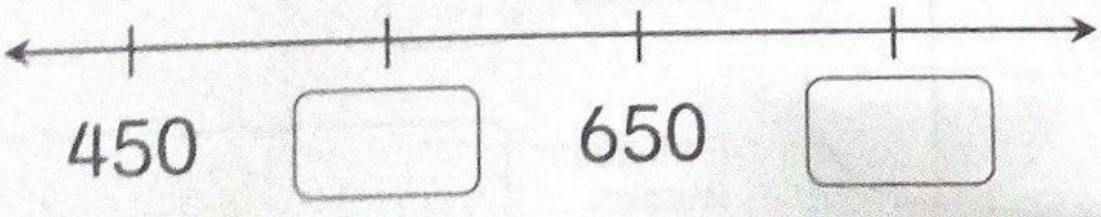

[2 *markah*/2 *marks*]

LIVEWORKSHEETS

4. 826 − 471 = ☐

[2 markah/2 marks]

5. Kira jawapan.
Calculate the answer.

3)26

[2 markah/2 marks]

6. Tulis pecahan bahagian berlorek dalam angka dan perkataan.
Write the fraction for the shaded part in numerals and words.

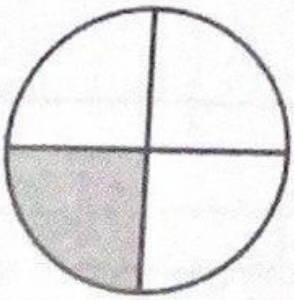

Angka :
Numerals :

Perkataan :
Words :

[2 markah/2 marks]

LIVEWORKSHEETS

7. Lengkapkan jadual di bawah.
Complete the table.

	Rumah sukan *Sports house*	Gundal *Tally*	Bilangan murid *Number of pupils*
(a)	Rumah Merah *Red House*	||||	
(b)	Rumah Biru *Blue House*	~~||||~~ |||	
(c)	Rumah Hijau *Green House*	~~||||~~ ~~||||~~	

[3 *markah*/3 *marks*]

8. Tandakan (✓) pada nilai yang lebih besar.
Tick (✓) the larger value.

$\frac{7}{10}$	0.9

[2 *markah*/2 *marks*]

LIVEWORKSHEETS

9. Padankan.
Match.

Bilangan bucu *Number of vertices*	**Bentuk 3D** *3-D shape*
5	Kubus/*Cube*
8	Piramid/*Pyramid*

[2 *markah*/2 *marks*]

10. Rajah di bawah menunjukkan wang yang Danish ada.
The diagram shows the money that Danish has.

Hitung jumlah nilai wang Danish.
Calculate the total amount money of Danish.

[2 *markah*/2 *marks*]

LIVEWORKSHEETS

11. Lihat gambar di bawah. Tulis panjang garis *P* dan garis *Q*.
Look at the picture. Write the lengths of line P and line Q.

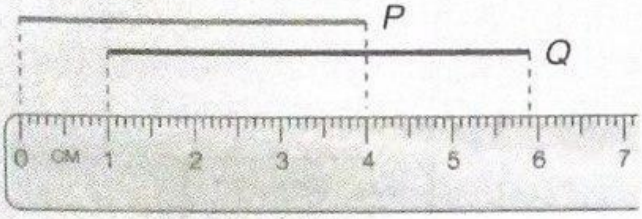

Panjang garis *P* *Length of line P*	Panjang garis *Q* *Length of line Q*
cm	cm

[2 *markah*/2 *marks*]

12. Rajah di bawah menunjukkan masa Amiyah tiba di sekolah.
The diagram shows the time Amiyah arrived at school.



Amiyah mula belajar bermula 40 minit kemudian. Nyatakan waktu Amiyah mula belajar.
Amiyah starts studying 40 minutes later. State the time when she starts studying.

[2 *markah*/2 *marks*]

LIVEWORKSHEETS

13. Rajah di bawah menunjukkan harga satu botol air.
The diagram shows the price of a water bottle.



Hasif beli 2 botol air yang sama itu. Dia bayar dengan RM50. Berapakah nilai wang yang tinggal?
Hasif buys 2 similar water bottles. He pays with RM50. *How much money is left?*

[3 *markah*/3 *marks*]

LIVEWORKSHEETS

Bahagian B

[14 *markah*]

Jawab **semua** soalan.

1. (a) Bahagian berlorek dalam rajah di bawah mewakili bilangan murid yang mempunyai kereta mainan dalam satu kumpulan murid.
The shaded parts in the diagram represent the number of pupils who have toy cars in a group of pupils.

Nyatakan pecahan bagi murid yang mempunyai kereta mainan.
State the fraction of the pupils who have toy cars.

[1 *markah*/1 *mark*]

(b) Rajah di bawah menunjukkan jisim sebuah kereta mainan.
Tulis unit jisim yang sesuai, g atau kg.
The diagram shows the mass of a toy car. Write the suitable unit of mass, g *or* kg.



350 ☐

[1 *markah*/1 *mark*]

LIVEWORKSHEETS

(c) Seorang pekedai pesan 6 kotak kereta mainan. Setiap kotak ada 10 buah kereta mainan. Hitung jumlah bilangan kereta mainan yang dipesan oleh pekedai itu.
A shopkeeper orders 6 boxes of toy cars. Each box has 10 toy cars. Calculate the total number of toy cars ordered by the shopkeeper.

[2 *markah*/2 *marks*]

(d) Rajah di bawah menunjukkan harga sebuah kereta mainan di kedai itu.
The diagram shows the price of a toy car in the shop.

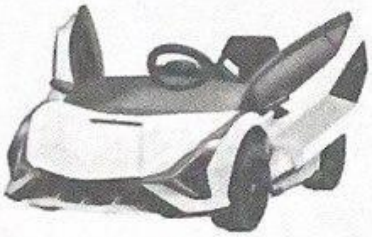

RM26.90

Iman ada 4 keping wang kertas RM10. Dia ingin beli sebuah kereta mainan itu dan beri RM12 kepada adiknya. Adakah wang Iman cukup? Buktikan.
Iman has 4 pieces of RM10 notes. He wants to buy the toy car and gives RM12 to his younger sister. Does Iman have enough money? Prove it.

[3 *markah*/3 *marks*]

LIVEWORKSHEETS

2. (a) Jadual di bawah menunjukkan bilangan murid yang pinjam buku di sebuah sekolah dalam satu bulan tertentu.
The table shows the number of pupils who borrowed books in a school in a certain month.

Murid *Pupil*	Bilangan murid *Number of pupils*
Lelaki/*Boy*	359
Perempuan/*Girl*	216

Hitung jumlah bilangan murid yang pinjam buku.
Calculate the total number of pupils who borrowed books.

[2 *markah*/2 *marks*]

(b) Muka jam di bawah menunjukkan waktu Balqis tiba di perpustakaan.
The clock face shows the time Balqis reached a library.

Balqis berada di perpustakaan itu selama 1 jam. Pada pukul berapakah Balqis keluar dari perpustakaan itu?
Balqis was in the library for 1 hour. At what time did Balqis leave the library?

[2 *markah*/2 *marks*]

LIVEWORKSHEETS

(c) Carta palang di bawah menunjukkan bahan bacaan yang digemari satu kumpulan murid.
The bar chart shows the favourite reading materials of a group of pupils.

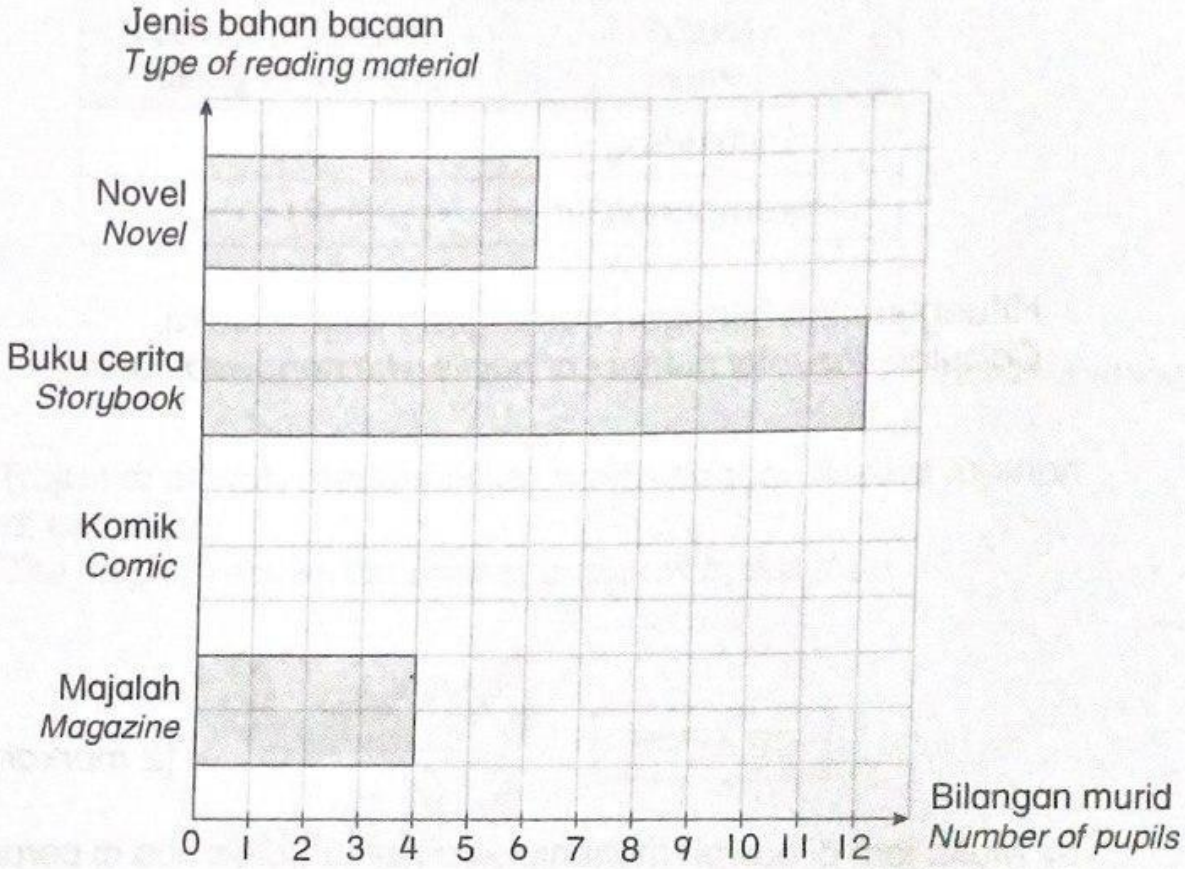

Bilangan murid yang gemar komik adalah 4 orang kurang daripada bilangan murid yang gemar buku cerita. Hitung jumlah bilangan murid yang gemar komik dan novel.
The number of pupils who like comics is 4 less than the number of pupils who like storybooks. Calculate the total number of pupils who like comics and novels.

[3 markah/3 marks]

LIVEWORKSHEETS