

SEMESTER 2 TEST

GRADE 1






Full name:	Mark: /10		
School:	Listening	Reading	Writing
Class:	/3.0	/5.0	/2.0

LISTENING

PART 1

4 questions - 1.0 point




Listen and number the pictures. There is one example.













				
<input type="checkbox"/>	<input type="checkbox"/>	<input type="checkbox" value="0"/>	<input type="checkbox"/>	<input type="checkbox"/>

PART 2

4 questions - 1.0 point

Listen and put a tick (✓) in the box. There is one example.



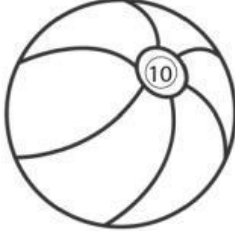












Ex.			
	<input type="checkbox" value="A"/> <input checked="" type="checkbox"/>	<input type="checkbox" value="B"/> <input type="checkbox"/>	<input type="checkbox" value="C"/> <input type="checkbox"/>

5.									
	<table border="1"> <tr> <td data-bbox="501 521 571 584">A</td> <td data-bbox="571 521 667 584"></td> </tr> </table>	A		<table border="1"> <tr> <td data-bbox="828 521 898 584">B</td> <td data-bbox="898 521 994 584"></td> </tr> </table>	B		<table border="1"> <tr> <td data-bbox="1141 521 1211 584">C</td> <td data-bbox="1211 521 1307 584"></td> </tr> </table>	C	
A									
B									
C									
6.									
	<table border="1"> <tr> <td data-bbox="501 927 571 990">A</td> <td data-bbox="571 927 667 990"></td> </tr> </table>	A		<table border="1"> <tr> <td data-bbox="828 927 898 990">B</td> <td data-bbox="898 927 994 990"></td> </tr> </table>	B		<table border="1"> <tr> <td data-bbox="1141 927 1211 990">C</td> <td data-bbox="1211 927 1307 990"></td> </tr> </table>	C	
A									
B									
C									
7.									
	<table border="1"> <tr> <td data-bbox="501 1229 571 1292">A</td> <td data-bbox="571 1229 667 1292"></td> </tr> </table>	A		<table border="1"> <tr> <td data-bbox="828 1229 898 1292">B</td> <td data-bbox="898 1229 994 1292"></td> </tr> </table>	B		<table border="1"> <tr> <td data-bbox="1141 1229 1211 1292">C</td> <td data-bbox="1211 1229 1307 1292"></td> </tr> </table>	C	
A									
B									
C									
8.									
	<table border="1"> <tr> <td data-bbox="501 1552 571 1615">A</td> <td data-bbox="571 1552 667 1615"></td> </tr> </table>	A		<table border="1"> <tr> <td data-bbox="828 1552 898 1615">B</td> <td data-bbox="898 1552 994 1615"></td> </tr> </table>	B		<table border="1"> <tr> <td data-bbox="1141 1552 1211 1615">C</td> <td data-bbox="1211 1552 1307 1615"></td> </tr> </table>	C	
A									
B									
C									

PART 3

4 questions - 1.0 point

Listen and color the pictures. There is one example.

Ex.			
9.			
10.			
11.			
12.			

READING

PART 1

3 questions - 1.5 points





Look, read and tick (✓) Yes or No. There is one example.

			YES	NO
Ex.		I can sing.	<input type="checkbox"/>	<input checked="" type="checkbox"/>
1.		I have a cookie.	<input type="checkbox"/>	<input type="checkbox"/>
2.		How old are you? I'm three.	<input type="checkbox"/>	<input type="checkbox"/>
3.		This is my kitchen.	<input type="checkbox"/>	<input type="checkbox"/>

PART 2

3 questions - 1.5 points


Look, read and draw lines. There is one example.

			
I can kick.	I can sing.	This is my living room.	I have ten books.

PART 3

4 questions - 2.0 points

Look, read and circle the correct answer. There is one example.

Ex.		<input checked="" type="radio"/> This is my juice.	<input type="radio"/> This is my book.
7.		<input type="radio"/> I can run.	<input type="radio"/> I can swim.
8.		<input type="radio"/> This is my mouth.	<input type="radio"/> This is my mouse.
9.		<input type="radio"/> I want a sandwich.	<input type="radio"/> I love my mom.
10.		<input type="radio"/> This is my kitchen.	<input type="radio"/> This is my bedroom.

WRITING

PART 1

3 questions – 0.75 points




Order the letters. There is one example.


Ex.		n e s e v	<u>s e v e n</u>
1.		l l a b	_____
2.		a a a b n n	_____
3.		n i g s	_____

PART 2

3 questions - 0.75 points

Look and write. There is one example.

Ex.		I can see a <u>m o u s e</u> .
4.		I can _____ .
5.		I have _____ .

6.		This is my _____ .
----	---	--------------------

PART 3

2 questions - 0.5 points

Reorder the words to make a correct sentence. There is one example.

Ex.

swim.	I	can
-------	---	-----

→ *I can swim.*

7.

my	is	This	bedroom.
----	----	------	----------

→ _____

8.

teddy	I	have	four	bears.
-------	---	------	------	--------

THE END.