

## Listening Part 1

### ► Strategy

#### 1 Listen to the introduction to the test.

- 1 How many parts does the Listening test have?
- 2 How many times will you hear each part?
- 3 Where do you write your answers?
- 4 What will you do at the end of the test?
- 5 How long will you have?

#### 2 Read and listen to the instructions for Part 1 below.

- 1 How many questions are there?
- 2 How many pictures are there for each question?
- 3 What do you have to do?

#### 3 Look at the example and listen to the recording.

- 1 What is the question?
- 2 What is the answer?
- 3 How do you know?

#### 4 Look at Question 1. Think about what you are going to hear.

- 1 What information must you listen for?
- 2 Look at the three pictures. What different ways are there of saying the times in pictures A, B and C?
- 3 Listen to the recording for Question 1. Which of the times did you hear?
- 4 Listen again and mark your answer.
- 5 Why is A wrong?
- 6 Why is C wrong?
- 7 Why is B the correct answer? What does Paula say?

#### 5 Do Questions 2–7 in the same way.

•• **Exam tip!** .....  
 Use the pictures to help you. You can guess a lot about what you are going to hear by looking at them.  
 .....  
 .....

### Part 1

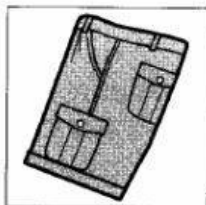
#### Questions 1–7

There are seven questions in this part.

For each question, there are three pictures and a short recording.

Choose the correct picture and put a tick (✓) in the box below it.

**Example:** What will the boy take back to the shop?



A ☒




B ☐



C ☐

[Turn over]


1 What time will Paula pick Julie up?



A ☐



B ☐



C ☐

2 What will they get first?



A ☐



B ☐



C ☐

3 Where did the woman leave her keys?



A ☐




B ☐

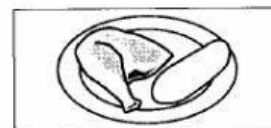


C ☐

4 What does the man decide to eat?



A ☐



B ☐




C ☐

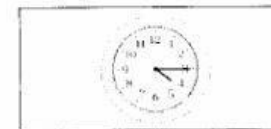
5 What time is the woman's new appointment?



A ☐



B ☐




C ☐

6 What was cancelled?



A ☐



B ☐



C ☐

7 What did Jason enjoy doing on Saturday?



A ☐



B ☐



C ☐

# Language practice: Listening Part 1

## 1 Vocabulary: word sets

In Listening Part 1, there is a range of questions about different topics, so you need to revise the vocabulary you know.

- a) Work with a partner. Put the words in the box into groups. Decide what heading to give each group of words. How many other words can you add to each group?

neck	cheque	horse	football	credit cards
ankle	stomach	duck	tennis	volleyball
chicken	purse	wallet	thumb	swimming
shoulder	sheep	coin	cycling	turkey

- b) Compare your lists with the rest of the class to see who has the most words in each group.

## 2 Grammar: saying when things happen

- a) Complete the sentences with a linking word from the box.

while	during	after	before	as soon as
<del>until</del>	since			

- 0 The film doesn't start until 8.15.
- 1 I want to get a film for my camera in this shop ..... we're here.
- 2 We'll get the fruit last, ..... we've bought your trainers.
- 3 We'll buy your trainers first, ..... we get the fruit.
- 4 It's hours ..... we had lunch.
- 5 It rained heavily ..... the afternoon.
- 6 We only just arrived in time. The coach left ..... we arrived.
- b) Complete the second sentence so that it means the same as the first, using no more than three words.
- 1 Our train arrives at midnight.  
Our train doesn't arrive ..... midnight.
- 2 The last train left hours ago.  
It's hours ..... the last train left.

- 3 When I arrive at the station, I'll phone my sister immediately.  
I'll phone my sister .....  
I arrive at the station.
- 4 We found a seat and then we went to the buffet car.  
We went to the buffet car .....  
finding a seat.
- 5 We couldn't get on the train until we'd shown our tickets.  
We had to show our tickets .....  
we got on the train.


## 3 Speaking: habits and routines

Extra Language for the Speaking Test, Section 5, page 160

- a) Work in groups. Find out what time everyone:

- gets up
- has breakfast
- has lunch
- arrives home
- goes to bed.

Example:



- b) Now tell the class.

- Who gets up/goes to bed the latest/the earliest?
- Who has breakfast at the same time?
- Who has lunch before/after one o'clock?
- Who arrives home first/last?



## Listening Part 2

### ► Strategy

#### 1 Read and listen to the instructions to the Exam Task below.

- 1 How many questions are there?
- 2 Who will you hear?
- 3 What will she talk about?
- 4 Who is Robert?
- 5 Who is Ben?
- 6 What do you have to do?
- 7 How many times will you hear the recording?

#### 2 Read the questions and make guesses about what you will hear.

Which of the following points do you think the woman will talk about? Put a tick next to them.

- |                                     |                          |
|-------------------------------------|--------------------------|
| 1 how long the journey took         | <input type="checkbox"/> |
| 2 how they prepared for the journey | <input type="checkbox"/> |
| 3 problems on the journey           | <input type="checkbox"/> |
| 4 where they stopped                | <input type="checkbox"/> |
| 5 Robert's father                   | <input type="checkbox"/> |
| 6 meeting other families            | <input type="checkbox"/> |
| 7 what she is doing now             | <input type="checkbox"/> |

#### 3 Listen to the recording the first time.

- a) Look at Question 8. Listen to what Vanessa says about last year and tick the correct answer.

CLUE: What word that you hear means the same as *travel by boat*?

- b) Look at Question 9. Listen to what Vanessa was worried about. Tick the correct answer.

CLUE: What word does Vanessa use which means the same as *worried*?

- c) Now do Questions 10–13 in the same way.

#### 4 Listen to the recording again.

Check the answers you have marked and try to do any you missed the first time. If you still don't know, guess! Do not leave any questions unanswered.

•• **Exam tip!** .....  
• The questions always follow the same order  
• as what you hear on the recording. Use the  
• questions to help you understand the recording.  
•• .....

## Part 2

### Questions 8–13

You will hear a woman, Vanessa, talking about a journey she made with her husband, Robert, and her baby, Ben.

For each question, put a tick (✓) in the correct box.

- 8 What did Vanessa and Robert decide to do last year?

- |                             |                          |
|-----------------------------|--------------------------|
| A get married               | <input type="checkbox"/> |
| B travel to England by boat | <input type="checkbox"/> |
| C look for new jobs         | <input type="checkbox"/> |

- 9 Vanessa was worried that

- |                                |                          |
|--------------------------------|--------------------------|
| A they wouldn't be prepared.   | <input type="checkbox"/> |
| B the conditions would be bad. | <input type="checkbox"/> |
| C the baby would get ill.      | <input type="checkbox"/> |

10 How did Vanessa feel when they reached Singapore?

A She wondered if she should fly home.

☐

B She was worried about the boat.

☐

C She enjoyed the break from travelling.

☐

11 Why was Vanessa's father-in-law particularly helpful?

A He was a good cook.

☐

B He looked after the baby.

☐

C He helped to sail the boat.

☐

12 Because of spending so much time on the boat, the baby

A learnt to walk late.

☐

B doesn't play by himself.

☐

C only likes certain food.

☐

13 What is Vanessa's advice for people sailing with children?

A Don't take more than one child.

☐

B Go for a short time.

☐

C Don't let children get bored.

☐

## Language practice: Listening Part 2

### 1 Vocabulary: -ing and -ed adjectives

#### a) Look at these examples.

- We gave up our jobs because we were *getting bored*.
- We spent six *boring* weeks in Singapore.

Which adjective describes how they felt?

#### b) For each sentence, choose the correct word for each space.

*amazed/amazing*

- 1 My brother cooked an ..... meal last night.
- 2 My neighbour was ..... to find her brother at the door because she thought he was in Australia.

*surprised/surprising*

- 3 I was ..... to win the competition.
- 4 It's ..... that Anthony got the job, since he has no experience of working in a hotel.

*interested/interesting*

- 5 The Modern Art museum is much more ..... than the National Museum.
- 6 I was so ..... in what I was reading that I forgot to have lunch.

*tired/tiring*

- 7 I'm really ..... today because I went to bed too late last night.
- 8 It can be very ..... to speak a foreign language for a long time.

*excited/exciting*

- 9 For an adventure film, it wasn't very .....
- 10 When I was little, I was always very ..... the night before we went on holiday.

#### c) Work with a partner. Ask and answer these questions.

- 1 Do you enjoy going to museums or do you think they are boring?
- 2 What do you do if you get bored at the weekend?
- 3 What free-time activities do you think are most interesting?



## 2 Grammar: verbs followed by *to* + infinitive

- a) Look at these examples from the Exam Task. What do you notice about the form of the second verb in bold?

- ... we **decided to sail** back to England.
- How long did it **take you to get ready** for the trip?
- I **hadn't expected to hit** bad weather so soon.

- b) Complete these sentences with a suitable verb from the box.


pass	travel	buy	paint	study	play
reply	tell	swim	meet	come	

- 0 My brother expects ..... *to pass* ..... his driving test because he's had lots of lessons.
- 1 I learnt ..... in the sea when I was ten.
- 2 Would you like ..... to a party on Saturday?
- 3 My mother hopes ..... round the world when she retires.
- 4 I've decided ..... chemistry at university.
- 5 I had planned ..... my bedroom at the weekend, but I didn't have time.
- 6 Sara promised ..... to my e-mail immediately, but I still haven't had an answer.
- 7 If she offers ..... her violin to you, find an excuse to leave!
- 8 We had intended ..... him the truth, but we weren't brave enough.
- 9 I wanted ..... that new CD, but I'd spent all my money.
- 10 I've arranged ..... my friend after class tomorrow.
- c) Work with a partner. Ask and answer these questions.
- 1 Have you arranged to do anything this weekend?
- 2 What do you hope to do when you leave school/college?
- 3 What do you plan to do during the holidays?

## 3 Speaking: journeys

- a) Complete these sentences about some journeys you make regularly.

- 1 I get to ..... (work/school/etc.) by ..... . It takes about .....
- 2 When I go on holiday, I travel by .....
- 3 My favourite way of travelling is by ..... because .....



- b) Tell a partner about an interesting journey. It can be a real journey you've made, or you can invent one. Use these questions and the language in the box below to help you.

- Who did you go with?
- Where did you go? (to an island? to the mountains? to a foreign city?)
- How did you get there? (by train? by plane? by car? by boat?)
- What was good and bad about your journey?

### Useful language

I went by myself/with ...  
I/We went to ... because I wanted ...  
We travelled by ...  
The most interesting thing was ...  
... was very exciting.  
I was very surprised by ...  
... was a little boring.

- c) After listening to you, your partner must decide if the journey was real or invented.

## Listening Part 3

### ► Strategy

#### 1 Read and listen to the instructions to the Exam Task below.

- 1 How many questions are there?
- 2 What sort of word is *Willingham*? How do you know?
- 3 Who will you hear? What will they talk about?
- 4 What do you have to do?

#### 2 Look at the Exam Task and guess what kinds of words are missing.

- 1 Look at Questions 14, 15, 17 and 18. What kind of word can go in each space? How do you know?
- 2 Look at Question 16. What kind of information do you need here? How do you know?
- 3 Look at Question 19. What kind of word can go here? How do you know?

#### 3 Listen to the recording the first time.

Try to answer as many questions as you can. If you miss a gap, don't worry. You can fill it in the second time you listen.

#### 4 Listen to the recording again.

Check the answers you wrote the first time. Fill in any answers you missed.

#### 5 Check your answers.

- How many words did you write in each space?
- Is the meaning correct?
- Is the grammar correct?
- Is the spelling correct?

#### • Exam tip! •••••

A small spelling mistake in a difficult word is OK, for example *castel* for *castle*. But simple words, for example *green*, must be correct.

## Part 3

### Questions 14–19

You will hear someone talking on the radio about the Willingham Museum. For each question, fill in the missing information in the numbered space.

### Willingham Museum

In the museum, visit:

- a 19th-century (14) .....
- a 1950s dining room
- a new exhibition about (15) ..... which will open on (16) .....

The museum is:

- in a building which was a (17) .....
- near the (18) ..... outside the town

To get there:

- follow the (19) ..... signs from the town centre.



## Language practice: Listening Part 3

### 1 Grammar: prepositions

In Part 3, prepositions can often help you to decide what sort of word can go in a gap, so it's important to practise understanding and using them correctly.

#### a) Look at Gap 16 from the Exam Task on page 41.

16 *open + on* is followed by a day or date.

#### b) Underline the correct preposition in each pair.

##### A Visit to Historic Willingham

Cars are not allowed (0) into/to the centre of Willingham, so it is very pleasant to walk (1) above/around the town. If you come by car, you have to leave it in the car park just (2) next/outside the centre. A free bus service takes you (3) from/in there (4) to/at the main square.

There are lots of interesting things to see (5) in/at Willingham. If you want to go shopping, be sure to visit the new shopping mall (6) in/into the centre. When you have finished your shopping, why not see a film (7) in/by the new multiplex cinema? It is easy to find the cinema because there is a big sign in front (8) of/from it. You can buy tickets by phone or from the box office. It is open every weekday (9) by/until 10 p.m. and closes later (10) on/in Saturdays and Sundays.

### 2 Vocabulary: compound nouns

#### a) Look at this example from the notes on the Willingham Museum.

*If you visit Willingham Museum, you can see a 1950s **dining room**.*

#### What do you notice about the spelling of **dining**?

#### b) Add **-ing** to the verbs in the box and fill in the gaps to form a compound noun. Be careful about spelling!

sleep drive wash swim fry wait  
walk write

- 1 My sister passed her ..... test last week.
- 2 The hotel has a pool, so take your ..... costume.
- 3 Do you have a ..... bag for when we go camping?

- 4 I usually wash my clothes in the ..... machine.
- 5 Please take a seat in the ..... room. The doctor will see you soon.
- 6 We can cook the sausages in this ..... pan.
- 7 I wrote to my aunt on my new ..... paper.
- 8 My father is using a ..... stick because he has a bad knee.

### 3 Vocabulary: places to visit

In the exam, you often have to read, write or speak about places to visit. It's useful to know the names of things you find in them.

#### Complete the text with a word or phrase from the box.

antique furniture café guided tour  
old books sculptures cloakroom paintings  
fast-food kiosks jewellery funfair rides  
gift shop pottery exhibition souvenirs

Wellington Hall offers you the chance to visit a beautiful house and garden. In the 18th-century house, you can see rooms filled with (0) antique furniture and a wonderful collection of (1) ..... on the walls. There are three gardens which contain some interesting (2) ..... You can have lunch in the old kitchen which is now a (3) ..... The old dining room is used as an art gallery, and there is a new (4) ..... there every month. If you want to know more about the history of the house, take a (5) ..... They leave every half an hour from the library. While you're there, have a look at the (6) ..... – some of them have been there for several hundred years. A wide range of (7) ..... can be bought in the (8) ..... next to the main entrance.

### 4 Speaking: places to visit


Work with a partner. Tell them about a museum, art gallery, theme park or other interesting place you have visited. Use these questions to help you.

- Where is it?
- What is it called?
- What can you see and do there?
- Did you have a good time?
- What was the best thing about it?



## Listening Part 4

### ► Strategy

1  **Read and listen to the instructions to the Exam Task below.**

- 1 How many sentences are there?
- 2 How many people will you hear?
- 3 What is the boy's name?
- 4 What is the girl's name?
- 5 Where are they?
- 6 What do you have to do?


2 **Read the six sentences. Underline the names in each sentence.**

•• **Exam tip!** .....  
 • The instructions tell you the names of the  
 • people and who they are. Make sure you know  
 • which speaker is which, as this is important for  
 • answering the questions.  
 •••••

3 **Make guesses about what you will hear.**

a) Underline six nouns which tell you what William and Sophie's conversation will be about.

b) **Compare your list of words with another student.**

4  **Listen to the recording and answer the questions.**

Mark the answers you are sure of. If you miss one, don't worry. You can listen for the answer when you hear the recording again.

5  **Listen again and check your answers.**

Try to fill in any answers you missed the first time. If you're still not sure, guess! Don't leave any questions unanswered.

## Part 4

### Questions 20–25

Look at the six sentences for this part.

You will hear a conversation between a boy, William, and a girl, Sophie, in a music shop.

Decide if each sentence is correct or incorrect.

If it is correct, put a tick (✓) in the box under **A** for **YES**.

If it is not correct, put a tick (✓) in the box under **B** for **NO**.

	A YES	B NO
20 Sophie's mother works in the town where they live.	<input type="checkbox"/>	<input type="checkbox"/>
21 Sophie enjoys shopping in Birmingham.	<input type="checkbox"/>	<input type="checkbox"/>
22 William feels confident about finding his way around Birmingham.	<input type="checkbox"/>	<input type="checkbox"/>
23 Sophie thinks the band 521 has improved.	<input type="checkbox"/>	<input type="checkbox"/>
24 William persuades Sophie to buy a different CD from him.	<input type="checkbox"/>	<input type="checkbox"/>
25 Sophie is disappointed to have her birthday present early.	<input type="checkbox"/>	<input type="checkbox"/>